



2008/2009

CLARIDGE: CATALOG

Visual communication products and office accessories providing custom solutions for the new world of work.



*All products are not Greenguard Certified. Greenguard Certified products are specified as such in the Claridge Product Catalog.



TABLE OF CONTENTS

The Claridge Catalog is organized by product line. Detailed outlines of product specifications and additional options are designed to help you select the ideal product to suit your needs. Main product options (colors, surfaces, trims and finishes) are highlighted on pages 4 and 5 for markerboard products and pages 16 and 17 for tackboard products.

INTRODUCTION TO CLARIDGE

GUARANTEED SHIPPING & CPR PROGRAM

3

MARKERBOARDS & CHALKBOARDS

4

MARKERBOARDS

LCS-II ALUMINUM AND WOOD

6

LCS ALUMINUM

7

LCS LETTERED AND LINED BOARDS

8

LCS WOOD

9

LCS PROFILE AND VINYL

10

MATHROOM BOARDS

10

MLC ALUMINUM AND WOOD

11

INTERACTIVE

12

CHALKBOARDS

ALUMINUM

13

WOOD

14

MATHROOM BOARDS

15

TACKBOARDS

16

TACKBOARDS

ALUMINUM

18

WOOD

19

EDGE WRAPPED

22

COMBINATION BOARDS

ALUMINUM

23

WOOD

24

MOBILE BOARDS & EASELS

MOBILE MARKERBOARDS

25

SPACE SAVER DESK

25

REVERSIBLES – ALUMINUM

26

REVERSIBLES – WOOD

27

MARKERBOARD EASELS

28

SLIDERS

HORIZONTAL SLIDING UNIT

29

MOTOR OPERATED VERTICAL SLIDING UNITS

30

THINLINE VERTICAL SLIDING UNITS

30

MODULAR SYSTEMS

MODULAR SYSTEMS

31

BULLETIN & DIRECTORY CABINETS

ALUMINUM

32

WOOD

38

OPEN FACE

39

FREE-STANDING

40

DISPLAY & TROPHY CASES

FREE-STANDING

42

WALL MOUNTED

46

RECESSED

47

CONFERENCE ROOM TOOLS

LECTURE CABINETS & CREDENZAS

49

LECTERNS

52

PROJECTION SCREENS

56

AV STANDS

58

ACCESSORIES & MISCELLANEOUS

ROOM DIVIDERS

59

MAP, DISPLAY RAIL & FIELD ASSEMBLED TRIM

62

MARKERBOARD & CHALKBOARD ACCESSORIES

65

PARTITION CLIPS

65

EASELS

66

DIRECTORY LETTERS

67

COAT AND HAT STORAGE, HANGERS/HOOKS

68

LITERATURE RACKS

69

MATERIALS

EZ-FIT PANELS

71

MARKERBOARD & CHALKBOARD FACE SHEETS

71

MARKER WALLS & TACK WALLS

72

UNFRAMED MARKERBOARD & CHALKBOARD PANELS

72

ADHESIVES AND JOINT STRIPS

73

UNFRAMED TACKBOARD PANELS

74

TAN NUCORK

74

CLARIDGE CORK

75

DESIGNER FABRIC

76

FABRICORK

77

HOOK-FAB

78

WOOD FINISHES

79

POWDER COAT FINISHES

80

TERMS & CONDITIONS



THE CLARIDGE STORY

FOR OVER 65 YEARS, THE CLARIDGE NAME HAS BEEN SYNONYMOUS WITH QUALITY, SERVICE AND INNOVATION. OUR PRODUCTS CAN BE FOUND IN GLEAMING NEW OFFICES, PRESTIGIOUS COLLEGES AND UNIVERSITIES, RESPECTED HOSPITALS AND SCHOOLS ACROSS THE COUNTRY. CLARIDGE OFFERS A COMPLETE SET OF SOLUTIONS FOR THE NEW WORLD OF WORK — NO MATTER WHAT TYPE OF WORK YOU DO.

From the workplace to the classroom, the emphasis today is on performance, productivity and a pleasing environment. Claridge visual display products and accessories offer unmatched performance and high style. Our state-of-the-art production facility enables our skilled team to control quality at every step in the process. In addition to offering a broad selection of standard colors, surfaces and finishes, we can custom-craft most products to perfectly suit any space or task. Let our friendly, knowledgeable customer service staff help you create exactly what you need.

Contemporary business operates at a lightning pace, so we maintain a wide variety of standard product lines in stock for fast shipping and delivery. For custom product orders, Claridge Priority Response and Guaranteed Shipping programs provide a firm ship date. If an unlikely delay should occur, we pay you a penalty for every day of delayed shipment.

We also conduct a number of "green" initiatives — from in-house recycling programs to using renewable resources and alternative materials — to reduce our environmental footprint and minimize exposure to harmful substances.

We listen and react to our customers' needs and concerns. For example, we have worked with our packaging manufacturers to re-design our carton to minimize damages, we have introduced a \$750.00 Free Freight Program (specific Quick Ship items only), and we have discontinued the old concealed damage policy. We learned through a survey just how important these issues were to our customers and we reacted.

At Claridge, we work to earn your trust and satisfaction from start to finish. That's the way we do business — today and always.

DETAILS:

WIDE SELECTION, QUICK SHIP

With so many product solutions to choose from, Claridge helps keep businesses functioning without missing a beat. We maintain an extensive stocking program of our standard product lines. Carrying a wide selection of products on-hand in our distribution centers means customers can receive standard Claridge products just days after placing an order.

CUSTOMIZED PRODUCT SOLUTIONS

Draw up a design, talk with our helpful staff, and we'll manufacture your vision. Claridge specializes in creating products to suit any situation and environment. From custom match wood finishes, colors and fabric surfaces to markerboards and cabinets built to fit a unique space. We offer made-to-order solutions for any business need.

CLARIDGE PRIORITY RESPONSE

At Claridge, we believe that custom orders merit custom service – including fast shipment. With Claridge Priority Response (CPR), we guarantee your order for custom products will be shipped in two weeks, or even one week, based on the level of CPR service selected. In the unlikely event that a delay occurs, we pay you a 10% penalty for every day of delayed shipment. Why wait to put your custom Claridge solutions to work? With CPR, you don't have to!

GUARANTEED-ON-TIME SHIPPING

Claridge's Guaranteed Shipping program helps you plan and manage schedules more effectively – and meet expectations for timely shipment of quality products. For custom or made-to-order product, we provide a shipping date within 72 hours of your order. And we guarantee the ship date. In the unlikely event delay should occur, we pay you a 10% penalty for every day of delayed shipment.

TOTAL FULFILLMENT SOLUTION

For over 60 years Claridge has been the leader in quality, craftsmanship and customer service. Our Total Fulfillment Solution provides three ways to better serve our customers: 1) fast, reliable shipments – Claridge's Quick Ship program is supported by two manufacturing facilities plus five distribution centers strategically located across the country to ensure stocked items are shipped within 24 to 72 hours. 2) Guaranteed Shipping – Orders for custom and made-to-order products are acknowledged in 72 hours and the ship date is guaranteed! 3) CPR – When time is of the essence, you choose whether your order ships in one week or two, just let us know. We want to be your #1 source for visual display products.

WOMAN OWNED

Claridge Products has been certified as a business owned and operated by a woman.

ENVIRONMENTAL PRACTICES

Claridge is committed to protecting and preserving our natural environment through a variety of ongoing programs. Claridge markerboards have achieved both GREENGUARD Certification and GREENGUARD Children & Schools Certification. GREENGUARD Certification helps fulfill the goal of creating and maintaining healthy, high-performing buildings, schools and residences.

Claridge Cork is made from the bark of cork oak trees without damaging the tree itself — making it both rapidly renewable and recyclable. Claridge carton and crating materials are composed of post-industrial and recycled materials. Tons of material are eliminated from the landfill waste stream through Claridge in-house recycling programs.

ORDERING TIPS

Orders may be faxed or e-mailed to the Claridge location nearest you, (see back cover for a listing of Claridge sales offices) or e-mailed to orders@claridgeproducts.com for proper routing.

Specify type of material and color, trim finish, and size on all orders, along with additional information including contact name, telephone number and e-mail address, billing and shipping addresses and purchase order number. Specify if expedited shipping (CPR) is required.

SHOP DRAWINGS

Shop drawings may be required for custom lined and lettered markerboards, vertical sliding units, and other special, custom designed product. Shop drawings will be furnished at a charge of \$23.00 NET per hour, with a minimum one hour charge.

GROUND SHIPMENTS

Most items up to and including 36" x 48" and not over 100 lbs. can be shipped by UPS or FedEx Ground. (Note: Dimensional weight, rather than actual weight, and oversize charges may apply.) Catalog indicates freight classification for LTL shipments and items that will be shipped by UPS or FedEx Ground.



Schedule Title: Office Furniture FSC Group 71 Part I

CONTACT US

Claridge Products and Equipment, Inc.

Main Office and Production Facility	Phone: 870-743-2200
P.O. Box 910	Toll Free: 800-434-4610
Harrison, AR 72602-0910	Fax: 870-743-1908
Email: claridge@claridgeproducts.com	www.claridgeproducts.com



MARKERBOARDS & CHALKBOARDS

CLARIDGE MARKERBOARD AND CHALKBOARD PRODUCTS ARE AVAILABLE IN A WIDE RANGE OF DESIGN OPTIONS, OFFERING PERFORMANCE, STYLE AND VALUE TO SUIT ANY SITUATION. CHOOSE FROM FIVE MARKERBOARD AND CHALKBOARD SURFACES IN A VARIETY OF COLORS TO ADD A TOUCH OF DESIGN FLAIR. SELECT FROM A RANGE OF ALUMINUM, VINYL AND WOOD TRIM OPTIONS IN A VARIETY OF COLORS AND FINISHES TO MATCH ANY DÉCOR AND BUDGET.

CALL CLARIDGE CUSTOMER SERVICE AT 1-800-434-4610 FOR ASSISTANCE WITH ANY CUSTOM OPTIONS NOT COVERED IN THE CATALOG

WRITING SURFACES:

LCS-II

- Porcelain enamel steel
- Smooth, dry-erase porcelain surface for easy writing and clean erasing. Offered in low gloss for better projection

BLACK LCS-II

- Porcelain enamel steel
- Use with fluorescent markers
- Wipe clean easily with a damp cloth

LCS


- Porcelain enamel steel
- Dry-erase porcelain surface is scratch and stain resistant with excellent marking and erasing qualities

MLC

- Synthetic dry-erase surface applied to hardboard
- Economical, non-magnetic, white melamine writing surface

VITRACITE


- Porcelain enamel steel
- Smooth surface insures unexcelled chalking and erasing qualities




LCS-II




BLACK LCS-II



LCS




MLC




VITRACITE

MARKERBOARDS: COLOR OPTIONS




75 LCS-II
LOW GLOSS WHITE




92 LCS-II
WHITE




87 LCS-II
BLACK



32 LCS WHITE



41 LCS LIGHT GRAY



1032 MLC MELAMINE
WHITE


VITRACITE CHALKBOARDS: COLOR OPTIONS



19 CLEARCITE GREEN




13 BLACK



16 CHARCOAL GRAY

FRAMES: STYLE OPTIONS

SATIN ANODIZED ALUMINUM



3/8" FACE, MITERED
CORNERS



5/8" FACE, MITERED
CORNERS




5/8" FACE, RADIUS
CORNERS



1-1/4" FACE, MITERED
CORNERS



1/2" RADIUS FACE,
MITERED CORNERS



5/8" FACE, SQUARE
CORNERS, POWDER
COAT ALUMINUM

POWDER COAT
SEE PAGE 80 FOR COLOR OPTIONS

WOOD: SEE PAGE 79 FOR WOOD FINISHES



1-3/4" FACE, MITERED
CORNERS



1" FACE, MITERED
CORNERS




2" EASED FACE,
1" BULLNOSE SIDES



2" ANGLE FACE,
MITERED CORNERS



1-7/16" TRADITIONAL
FACE, MITERED CORNERS



1" BULLNOSE FACE,
RADIUS CORNERS

VINYL



1-3/4" FLAT FACE,
RADIUS CORNERS



T-EDGE VINYL TRIM,
SQUARE CORNERS



5/16" FACE VINYL
TRIM, RADIUS
CORNERS

LCS-II



LCS-II MARKERBOARDS: ALUMINUM & WOOD FRAMES



7000 SERIES – 1-3/4" FACE DECORATIVE TRIM (SHOWN WITH OPTIONAL POWDER COAT FINISH)


NUMBER	SIZE (HXW)	WEIGHT
LCS7034	3' x 4'	36 lbs.
LCS7044	4' x 4'	48 lbs.
LCS7046	4' x 6'	72 lbs.
LCS7048	4' x 8'	96 lbs.

FEATURES:

- LCS-II porcelain enamel steel writing surface
- 1 3/4" reverse-ogee satin anodize aluminum trim
- Steel Z-bar clip hangers
- GREENGUARD certified

OPTIONS:

- See page 80 for standard powder coat finishes
- Low-gloss porcelain writing surface in lieu of standard gloss
- Watermark logo



DESIGN-A-BOARD™ – 1-7/8" FACE ALUMINUM, TOP AND BOTTOM; ACCENT WOOD ENDS

NUMBER	SIZE (HXW)	WEIGHT	QUICKSHIP
UDAB2044BK	4' x 4'	45 lbs.	*
UDAB2045BK	4' x 5'	50 lbs.	*
UDAB2046BK	4' x 6'	60 lbs.	*
UDAB2048BK	4' x 8'	78 lbs.	*
UDAB2044PW	4' x 4'	45 lbs.	*
UDAB2045PW	4' x 5'	50 lbs.	*
UDAB2046PW	4' x 6'	60 lbs.	*
UDAB2048PW	4' x 8'	78 lbs.	*

FEATURES:

- Low-gloss porcelain enamel steel markerboard writing surface
- Enables user to combine smaller boards to create larger writing spaces
- Aluminum trim, top and bottom, in Black Crinkle Powder Coat finish aluminum; Cherry finish accent ends add visual appeal
- Furnished with H-bar for joining two or more panels horizontally; LCS markers and eraser; 12" magnetic accessory tray
- Stocked for "Quick Ship"
- GREENGUARD certified

OPTIONS:

- Pewter coat finish in lieu of Black Crinkle

BK = Black
PW = Pewter



CREATE-A-WALL™ – 1-7/8" FACE ALUMINUM, TOP AND BOTTOM; 1/2" FACE, SIDES

NUMBER	SIZE (HXW)	WEIGHT	QUICKSHIP
CAW2046BK	6' x 4'	60 lbs.	*
CAW2048BK	8' x 4'	78 lbs..	*

FEATURES:

- Low-gloss porcelain enamel steel markerboard writing surface
- Enables user to combine boards vertically to create room-size presentation surfaces without the hassle of handling extra large boards
- Aluminum trim, all four sides, in Black Crinkle Powder Coat finish aluminum
- Furnished with H-bar for joining two or more panels vertically; LCS markers and eraser; 12" magnetic accessory tray
- Stocked for "Quick Ship"
- GREENGUARD certified

OPTIONS:

- Pewter Powder coat finish in lieu of Black Crinkle

DELIVERY INFORMATION:

†Can Ship UPS.
Freight Class 70.

LCS MARKERBOARDS: ALUMINUM FRAME



LCS DELUXE – 5/8" FACE TRIM – WITH MAP RAIL

NUMBER	SIZE (HXW)	WEIGHT	QUICKSHIP
LCS2034R	3' x 4'	28 lbs.	*
LCS2044R	4' x 4'	40 lbs.	*
LCS2046R	4' x 6'	54 lbs.	*
LCS2048R	4' x 8'	72 lbs.	*
LCS2410R	4' x 10'	90 lbs.	*
LCS2412R	4' x 12'	108 lbs.	*
LCS2416R	4' x 16'	160 lbs.	*

FEATURES:

- White Porcelain enamel steel writing surface
- Full length marker tray and map rail with map hooks; satin anodize finish
- Angle clip hangers
- 4 assorted LCS markers and one felt eraser
- Stocked for "Quick Ship"
- GREENGUARD certified



LCS DELUXE – 5/8" FACE TRIM – NO MAP RAIL

NUMBER	SIZE (HXW)	WEIGHT	QUICKSHIP
LCS2034	3' x 4'	28 lbs.	*
LCS2044	4' x 4'	40 lbs.	*
LCS2046	4' x 6'	54 lbs.	*
LCS2048	4' x 8'	72 lbs.	*
LCS2410	4' x 10'	90 lbs.	*
LCS2412	4' x 12'	108 lbs.	*
LCS2416	4' x 16'	160 lbs.	*

FEATURES:

- White porcelain enamel steel writing surface
- Trim three sides with 2-1/2" marker tray; satin anodize finish
- Angle clip hangers
- 4 assorted LCS markers and one felt eraser
- Stocked for "Quick Ship"
- GREENGUARD certified



***800 SERIES – 5/8" FACE TRIM**

NUMBER	SIZE (HXW)	WEIGHT
†812L	2' x 3'	14 lbs.
814L	3' x 4'	28 lbs.
818L	4' x 4'	40 lbs.
822L	4' x 6'	54 lbs.
826L	4' x 8'	72 lbs.
830L	4' x 10'	90 lbs.
834L	4' x 12'	108 lbs.
838L	4' x 16'	160 lbs.

FEATURES:

- Porcelain enamel steel writing surface (see page 5 for colors)
- Full length marker tray and map rail with map hooks
- Angle clip hangers (For permanent installations we recommend using a combination of angle clips and 16A Adhesive.)
- GREENGUARD certified

OPTIONS:

- Satin anodize finish trim; see page 80 for Powder Coat finish colors
- Custom sizes
- Color anodized trim

Note: Finished size of units is 1/4" larger in both height and width than sizes listed. If exact overall size is required, specify when ordering.



I300 SERIES – 1-1/4" FACE TRIM

NUMBER	SIZE (HXW)	WEIGHT
I334L	3' x 4'	40 lbs.
I343L	4' x 3'	40 lbs.
I344L	4' x 4'	52 lbs.
I345L	4' x 5'	65 lbs.
I346L	4' x 6'	78 lbs.
I348L	4' x 8'	104 lbs.

FEATURES:

- Porcelain enamel steel writing surface, specify color
- Wide trim face; full length marker tray, map rail with tan cork insert and map hooks
- Built-in Z-bar hangers (for top) and mounting clips (for bottom)
- GREENGUARD certified

OPTIONS:

- Satin anodize finish trim; see page 80 for Powder Coat finish colors



I200 SERIES – 5/8" FACE TRIM (SHOWN WITH OPTIONAL POWDER COAT FINISH)

NUMBER	SIZE (HXW)	WEIGHT
†I223L	2' x 3'	24 lbs.
I234L	3' x 4'	40 lbs.
I244L	4' x 4'	52 lbs.
I245L	4' x 5'	65 lbs.
I246L	4' x 6'	78 lbs.
I248L	4' x 8'	104 lbs.
I250L	4' x 10'	130 lbs.
I252L	4' x 12'	156 lbs.

FEATURES:

- Porcelain enamel steel writing surface, specify color
- Radius corner design includes map rail and marker tray
- Angle clip hangers (Note: For permanent installations we recommend using a combination of angle clips and 16A Adhesive.)
- GREENGUARD certified

OPTIONS:

- Satin anodize finish trim; see page 80 for Powder Coat finish colors

QUICK SHIP
EXTENSIVE PRODUCT SELECTION
AVAILABLE FROM SIX DIFFERENT
LOCATIONS


DELIVERY INFORMATION:

†Can Ship UPS.
Freight Class 70.


LCS MARKERBOARDS: ALUMINUM FRAME



COMMERCIAL SERIES – 1-1/4" FACE TRIM



DECORATOR LCS SERIES – 5/8" FACE TRIM WITH POWDER COAT FINISH



CUSTOM GRAPHIC DRY ERASE BOARDS

NUMBER	SIZE (HXW)	WEIGHT	NUMBER	SIZE (HXW)	WEIGHT
COM34L	3' x 4'	36 lbs.	†PCLCS1824	18" x 24"	6 lbs.
COM44L	4' x 4'	48 lbs.	†PCLCS2436	24" x 36"	12 lbs.
COM46L	4' x 6'	72 lbs.	†PCLCS3648	36" x 48"	24 lbs.
COM48L	4' x 8'	96 lbs.	MULTIPACK		
			†PCLCS1824-4	18" x 24"	24 lbs.
			†PCLCS2436-4	24" x 36"	48 lbs.
			†PCLCS3648-3	36" x 48"	72 lbs.

Submit specifications and/or sketch for quote.
Shop drawings may be required.

FEATURES:	FEATURES:	FEATURES:
<ul style="list-style-type: none"> Porcelain enamel steel writing surface, specify color Wide face trim includes full length, fully enclosed, box-type marker tray and map rail with tan cork insert Built-in Z-bar hangers (for top) and mounting clips (for bottom) GREENGUARD certified 	<ul style="list-style-type: none"> White porcelain enamel steel writing surface Powder Coat finish; see page 80 for colors Keyhole hangers (can be hung horizontally or vertically) GREENGUARD certified 	<ul style="list-style-type: none"> Rules available in 1/16" or 1/8" widths in black, blue, red, yellow and white (Visulines – semi-visual ruling optional) Fused-on letters are Helvetica style, available in sizes from 1/2" to 4" Standard ruling for music lines, treble and bass clef notes, rectangular and polar coordinates and 1" x 1", 1" x 2" and calendar grids available Custom print using your graphics
OPTIONS:		
<ul style="list-style-type: none"> Satin anodize finish trim; see page 80 for Powder Coat finish colors 		



6000 SERIES – 1/2" RADIUS FACE POWDER COAT FINISH



TRIMLINE SERIES – 1" FACE TRIM



LCS VALUE SERIES – 5/8" FACE TRIM

NUMBER	SIZE (HXW)	WEIGHT	QUICKSHIP	NUMBER	SIZE (HXW)	WEIGHT	QUICKSHIP	NUMBER	SIZE (HXW)	WEIGHT	QUICKSHIP
LCS6034	3' x 4'	30 lbs.	*	†UTL2023-75	2' x 3'	12 lbs.	*	†LCS2018	18" x 24"	6 lbs.	*
LCS6044	4' x 4'	40 lbs.	*	†UTL2043-75	3' x 4'	24 lbs.	*	†LCS2023	24" x 36"	12 lbs.	*
LCS6046	4' x 6'	54 lbs.	*	UTL2044-75	4' x 4'	44 lbs.	*	†LCS2043	36" x 48"	24 lbs.	*
LCS6048	4' x 8'	72 lbs.	*	UTL2046-75	4' x 6'	60 lbs.	*	MULTIPACK			
				UTL2048-75	4' x 8'	80 lbs.	*	†LCS2018-6	18" x 24"	36 lbs.	*
				UTL2410-75	4' x 10'	100 lbs.	*	†LCS2023-4	24" x 36"	48 lbs.	*
				UTL2412-75	4' x 12'	122 lbs.	*	†LCS2043-2	36" x 48"	48 lbs.	*

FEATURES:	FEATURES:	FEATURES:
<ul style="list-style-type: none"> LCS-II low gloss porcelain enamel steel writing surface Black powder coat finish aluminum trim Steel Z-bar clip hangers GREENGUARD certified 	<ul style="list-style-type: none"> White porcelain enamel steel writing surface 1" eased face satin anodize aluminum trim three sides with small marker tray Low Gloss LCS II 75 Standard. Hangers furnished Stocked for "Quick Ship" GREENGUARD certified 	<ul style="list-style-type: none"> White porcelain enamel steel writing surface Trim three sides with small marker tray; satin anodize trim Keyhole hangers 2 LCS markers and one felt eraser Stocked for "Quick Ship" GREENGUARD certified
OPTIONS:		
<ul style="list-style-type: none"> Magnetic accessory tray, 266 MVI, 12" long See page 80 for standard powder coat finishes 		

LCS MARKERBOARDS: WOOD FRAME



LCS DELUXE – 1-3/4" FACE TRIM

NUMBER	SIZE (HXW)	WEIGHT	QUICKSHIP
WLCS44	4' x 4'	36 lbs.	*
WLCS46	4' x 6'	54 lbs.	*
WLCS48	4' x 8'	72 lbs.	*
WLCS410	4' x 10'	90 lbs.	
WLCS412	4' x 12'	108 lbs.	

FEATURES:

- White porcelain enamel steel writing surface
- Keyhole hangers
- 4 Assorted LCS Markers and one felt eraser
- "Quick Ship" units have natural oak finish frame and marker tray; sizes noted
- GREENGUARD certified

OPTIONS:

- Natural Oak finish trim; for Medium or Dark Oak finish, or other woods and finishes see page 79



110 SERIES – 1-7/16" TRADITIONAL STYLE FACE TRIM

NUMBER	SIZE (HXW)	WEIGHT
†110L	2' x 3'	13 lbs.
†110AL	3' x 4'	27 lbs.
110BL	4' x 4'	36 lbs.
110CL	4' x 6'	54 lbs.
110DL	4' x 8'	72 lbs.

FEATURES:

- Porcelain enamel steel writing surface, specify color
- 12" pre-drilled marker tray
- Keyhole hangers
- GREENGUARD certified

OPTIONS:

- Natural, Medium or Dark Oak finish trim. See page 79 for other woods and finishes
- Custom match finish



210 SERIES – 2" ANGLE FACE TRIM WITH BLACK ACCENT

NUMBER	SIZE (HXW)	WEIGHT
210L	4' x 4'	48 lbs.
210AL	4' x 6'	72 lbs.
210BL	4' x 8'	96 lbs.
210CL	4' x 10'	120 lbs.
210DL	4' x 12'	144 lbs.

FEATURES:

- Porcelain enamel steel writing surface, specify color
- Keyhole hangers
- GREENGUARD certified

OPTIONS:

- Natural, Medium or Dark Oak finish trim. See page 79 for other woods and finishes
- Custom match finish
- Map rail with cork insert



2500 SERIES – 1" BULLNOSE FACE TRIM, RADIUS CORNERS

NUMBER	SIZE (HXW)	WEIGHT
†2523L	2' x 3'	13 lbs.
†2534L	3' x 4'	27 lbs.
2544L	4' x 4'	36 lbs.
2545L	4' x 5'	45 lbs.
2546L	4' x 6'	54 lbs.
2548L	4' x 8'	72 lbs.

FEATURES:

- Porcelain enamel steel writing surface, specify color
- 12" pre-drilled marker tray
- Keyhole hangers
- GREENGUARD certified

OPTIONS:

- Z-bar hangers for top of board with rubber bumpers for bottom
- Natural, Medium or Dark Oak finish trim. See page 79 for other woods and finishes
- Custom match finish



2900 SERIES – 1-3/4" FLAT FACE TRIM, RADIUS CORNERS

NUMBER	SIZE (HXW)	WEIGHT
†2923L	2' x 3'	13 lbs.
†2934L	3' x 4'	27 lbs.
2944L	4' x 4'	36 lbs.
2945L	4' x 5'	45 lbs.
2946L	4' x 6'	54 lbs.
2948L	4' x 8'	72 lbs.

FEATURES:

- Porcelain enamel steel writing surface, specify color
- 12" pre-drilled marker tray
- Keyhole hangers
- GREENGUARD certified

OPTIONS:

- Z-bar hangers for top of board with rubber bumpers for bottom
- Natural, Medium or Dark Oak finish trim. See page 79 for other woods and finishes
- Custom match finish



2400 SERIES – 2" FACE TOP AND BOTTOM; 1" SIDES – EBONY FINISH

NUMBER	SIZE (HXW)	WEIGHT
2423L2	2' x 3'	18 lbs.
2434L2	3' x 4'	36 lbs.
2444L2	4' x 4'	48 lbs.
2446L2	4' x 6'	72 lbs.
2448L2	4' x 8'	96 lbs.

FEATURES:

- LCS-II low gloss porcelain enamel steel writing surface
- Ebony wood frame has 2" eased edge top and bottom with 1" recessed bullnose sides
- Keyhole hangers
- GREENGUARD certified


OPTIONS:

- Watermark logo
- See page 79 for other woods and finishes

DELIVERY INFORMATION:

†Can Ship UPS.
Freight Class 70.

LCS MARKERBOARDS: PROFILE & VINYL TRIM



PROFILE SERIES – T-EDGE VINYL TRIM – RADIUS CORNERS

NUMBER	SIZE (HXW)	WEIGHT
†600	2' x 3'	18 lbs.
†600A	3' x 4'	36 lbs.
600B	4' x 4'	48 lbs.
600C	4' x 6'	72 lbs.
600D	4' x 8'	96 lbs.

FEATURES:

- White porcelain enamel steel writing surface
- Radius corner black T-edge Profile trim fits into panel groove for smooth, sleek frameless appearance
- Z-bar hangers

OPTIONS:

- White trim in lieu of black
- 12" Magnetic Marker Tray (266MVI)



PROFILE SERIES – T-EDGE VINYL TRIM – SQUARE CORNERS (SHOWN IN WHITE)

NUMBER	SIZE (HXW)	WEIGHT
†601	2' x 3'	18 lbs.
†601A	3' x 4'	36 lbs.
601B	4' x 4'	48 lbs.
601C	4' x 6'	72 lbs.
601D	4' x 8'	96 lbs.

FEATURES:

- White porcelain enamel steel writing surface
- Square corner black T-edge Profile trim fits into panel groove for smooth, sleek frameless appearance
- Z-bar hangers

OPTIONS:

- White trim in lieu of black
- 12" Magnetic Marker Tray (266MVI)



2800 SERIES – 5/16" FACE BLACK VINYL TRIM

NUMBER	SIZE (HXW)	WEIGHT
†2823L	2' x 3'	18 lbs.
†2832L	3' x 2'	18 lbs.
†2834L	3' x 4'	36 lbs.
†2843L	4' x 3'	36 lbs.
2844L	4' x 4'	48 lbs.
2845L	4' x 5'	60 lbs.
2846L	4' x 6'	72 lbs.
2848L	4' x 8'	96 lbs.

FEATURES:

- White Porcelain enamel steel writing surface
- Radius corners, vinyl trim in black
- Z-Bar hangers
- Movable 12" magnetic marker tray – black

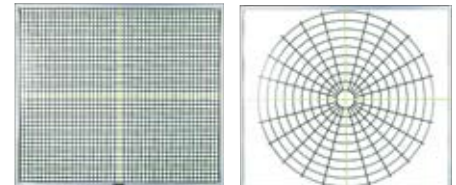
LCS MATHBOARDS:



TEMPERED GLASS MARKERBOARD



91AL MATHROOM MARKERBOARD – 5/8" FACE TRIM



RA16L & PC16L MATHROOM MARKERBOARDS – 5/8" FACE TRIM

NUMBER	DESCRIPTION	WEIGHT
GM23	2' x 3'	21 lbs.
GM34	3' x 4'	42 lbs.
GM44	4' x 4'	56 lbs.
GM36	3' x 6'	63 lbs.
GM46	4' x 6'	84 lbs.

FEATURES:

- 1/4" tempered glass writing surface has acid etch back and pencil polished edges
- Brushed stainless edge grips for standoff mounting (4 per board)

NUMBER	DESCRIPTION	WEIGHT
91AL	4' x 16'	256 lbs.
†93PR	4 4-foot	10 lbs.
†93PRX	Protractor Rule without track (for use on 1" map rail)	7 lbs.

FEATURES:

- White porcelain enamel steel writing surface
- RA16 Rectangular Coordinate (1" squares; X and Y axis in yellow) on right side; PC16 Polar Coordinate (ten concentric circles two inches apart; 15 degree in yellow) on left
- Protractor rule with 30" plastic ruler permits quick and accurate diagramming and measurement of angles; slides across top of board on nylon rollers
- Angle clip hangers

NUMBER	DESCRIPTION	WEIGHT	QUICKSHIP
RA16L	3'6" x 4'	35 lbs.	*
PC16L	3'6" x 4'	35 lbs.	*
CO16L	3'6" x 4'	50 lbs.	*

FEATURES:

- White porcelain enamel steel writing surface
- RA16 Rectangular Coordinate Graph System (1" squares; X and Y axis in yellow)
- Polar Coordinate Graph System (ten concentric circles two inches apart; 15 degree graduations; 0-180 degrees and 90-270 degrees in yellow)
- CO16 Reversible Markerboard – RA16 Rectangular Coordinate one side; PC16 Polar Coordinate other side
- Keyhole hangers
- Stocked for "Quick Ship"

DELIVERY INFORMATION:

†Can Ship UPS.
Freight Class 70.

MLC MARKERBOARDS: ALUMINUM & WOOD FRAMES



MLC DELUXE – 1-1/4" FACE TRIM WITH MAP RAIL

NUMBER	SIZE (HXW)	WEIGHT	QUICKSHIP
MLC2044R	4' x 4'	28 lbs.	*
MLC2046R	4' x 6'	40 lbs.	*
MLC2048R	4' x 8'	54 lbs.	*

FEATURES:

- Smooth, economical, white MLC (melamine) non-magnetic writing surface
- Full length marker tray and map rail with tan cork insert and map hooks; satin anodize trim
- Keyhole hangers
- 4 assorted LCS markers and one felt eraser
- Stocked for "Quick Ship"




MLC DELUXE – 1-1/4" FACE TRIM – NO MAP RAIL

NUMBER	SIZE (HXW)	WEIGHT	QUICKSHIP
MLC2044	4' x 4'	28 lbs.	*
MLC2046	4' x 6'	40 lbs.	*
MLC2048	4' x 8'	54 lbs.	*

FEATURES:

- Smooth, economical, white MLC (melamine) non-magnetic writing surface
- Trim three sides with 2-1/2" full length marker tray; satin anodize trim
- Keyhole hangers
- 4 assorted LCS markers and one felt eraser
- Stocked for "Quick Ship"



DECORATOR MLC SERIES – 5/8" FACE TRIM WITH POWDER COAT FINISH

NUMBER	SIZE (HXW)	WEIGHT
†PCMLC1824	18" x 24"	5 lbs.
†PCMLC2436	24" x 36"	9 lbs.
†PCMLC3648	36" x 48"	15 lbs.
MULTIPACK		
†PCMLC1824-4	18" x 24"	20 lbs.
†PCMLC2436-4	24" x 36"	36 lbs.
†PCMLC3648-3	36" x 48"	45 lbs.

FEATURES:

- Smooth, economical, white MLC (melamine) non-magnetic writing surface
- Powder Coat finish; see page 80 for colors
- Keyhole hangers (can be hung horizontally or vertically)



MLC ECONOMY – 3/8" FACE TRIM

NUMBER	SIZE (HXW)	WEIGHT	QUICKSHIP
†MLC2018	18" x 24"	5 lbs.	*
†MLC2023	24" x 36"	9 lbs.	*
†MLC2043	36" x 48"	16 lbs.	*
MULTIPACK			
†MLC2018-6*	18" x 24"	30 lbs.	*
†MLC2023-6*	24" x 36"	54 lbs.	*
†MLC2043-2*	36" x 48"	32 lbs.	*

*Denotes NUMBER of units in carton.

FEATURES:

- Smooth, economical, white MLC (melamine) non-magnetic writing surface
- Trim three sides with small marker tray
- Keyhole hangers
- Two LCS Markers and one felt eraser
- Stocked for "Quick Ship"



MLC DELUXE SERIES – 1-3/4" FACE TRIM

NUMBER	SIZE (HXW)	WEIGHT	QUICKSHIP
MLC44	4' x 4'	30 lbs.	*
MLC46	4' x 6'	40 lbs.	*
MLC48	4' x 8'	54 lbs.	*

FEATURES:

- Smooth, economical, white MLC (melamine) non-magnetic writing surface
- Natural oak finish frame and marker tray; mitered corners
- Keyhole hangers
- 4 assorted LCS markers and one felt eraser
- Stocked for "Quick Ship"



MLC ECONOMY SERIES – 1" FACE TRIM

NUMBER	SIZE (HXW)	WEIGHT	QUICKSHIP
†MLC18	18" x 24"	5 lbs.	*
†MLC23	24" x 36"	9 lbs.	*
†MLC34	36" x 48"	16 lbs.	*
MULTIPACK			
†MLC18-6*	18" x 24"	30 lbs.	*
†MLC23-6*	24" x 36"	54 lbs.	*
†MLC34-2*	36" x 48"	32 lbs.	*

*Denotes NUMBER of units in carton.

FEATURES:

- Smooth, economical, white MLC (melamine) non-magnetic writing surface
- Natural oak finish frame and marker tray
- Keyhole hangers
- LCS Markers and one felt eraser
- Single pack MLC units stocked for "Quick Ship"

Note: Multi-pack MLC34-2 is too large for UPS shipment.

Note: Not recommended for heavy use. The surface will stain if improper markers are used. Neither chalk nor abrasive cleaners should be used on MLC writing surface. We recommend cleaning with 683 Board cleaner.

INTERACTIVE

eBEAM

CLARIDGE IS PLEASED TO OFFER EBEAM SYSTEM 3™ COMPLETE, THE WORLD'S SMALLEST INTERACTIVE MARKERBOARD SOLUTION. THE EBEAM® SYSTEM ATTACHES TO ANY CLARIDGE MARKERBOARD AND CONNECTS TO YOUR COMPUTER – SO YOU CAN CAPTURE, SAVE, PROJECT, PRINT, OR SHARE YOUR MARKERBOARD NOTES WITH ANYONE, ANYWHERE, IN REAL-TIME. FROM THE CONFERENCE ROOM TO THE CLASSROOM, THE EBEAM SYSTEM 3 IS THE PERFECT SOLUTION FOR MORE EFFECTIVE MEETINGS AND INCREASED TEAMWORK. EBEAM SYSTEM 3 EMPLOYS REVOLUTIONARY TECHNOLOGY BASED ON INFRARED AND ULTRA SOUND THAT TURNS A CLARIDGE MARKERBOARD INTO A DIGITAL WORKSPACE.



eBeam sleeves accommodate Claridge LCS dry-erase markers

eBeam eraser

Just attach the portable eBeam receiver to your markerboard

Launch the eBeam software

EBEAM SYSTEM 3 INCLUDES:

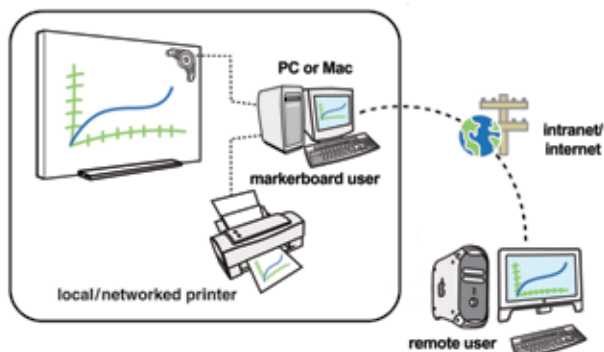
USB Receiver
One Electronic Eraser
3 Mounting Brackets
Interactive Stylus
15-ft USB Cable
Shortcut Strip
Set of 4 LCS Markers
10 CR 2032 Batteries
4 Pen Sleeves
eBeam Software, including eBeam scrapbook
IAA Battery

MINIMUM SYSTEM REQUIREMENTS:

Windows® compatible PC (Pentium™ II 400Mhz + processor)
• Windows 2000 or XP (including Tablet PC)
• 10 MB available hard drive space
• CD-ROM drive or Internet connection for software installation
• One available USB port

Macintosh® OS X Systems
• Mac OS X v10.3x or higher
• 10 MB available hard disk space
• One available USB port

SYSTEM CONFIGURATION:



NUMBER	DESCRIPTION
EBS3Complete	eBeam System 3 Complete
EBS3CC	eBeam Carrying Case

For optional Bluetooth compatible eBeam System 3, call for info.

FEATURES:

- **Save:** Automatically save notes and diagrams from your markerboard onto your PC or Mac.
- **Share:** Your classroom or meeting notes can be broadcast on the network or Internet and emailed or printed immediately. Collaborate with students and colleagues in real-time around the world.
- **Edit:** Import existing documents for editing and sharing. Replay annotations stroke by stroke. Encourage student participation.
- **Interact:** With the help of a projector, you can turn your existing markerboard into a large-size touch-sensitive computer screen, using your eBeam interactive stylus as a wireless mouse. Professors can control and annotate presentations from the board.

L2EBS3 – 3/8" FACE ALUMINUM TRIM



L2EBS3 INTEGRATED MARKERBOARD – LCS-II AND EBEAM COMPLETE

NUMBER	SIZE (HXD)	WEIGHT
L2EBS346	4' X 6'	62 lbs.
L2EBS348	4' X 8'	80 lbs.

FEATURES:

- The world's smallest interactive markerboard solution AND an LCS-II porcelain enamel steel markerboard with a low gloss ideal for writing, erasing and projecting – all at the same time
- eBeam receiver is permanently attached to the face of markerboard; eBeam Complete software and all accessories listed above included
- Frame provides cord management through a deep, notched design
- Z-bar hangers for easy installation

DELIVERY INFORMATION:

Freight Class 85 for eBeam.
Freight Class 70 for Markerboards.
eBeam and eBeam carrying case ship UPS.

CHALKBOARDS



CHALKBOARDS: ALUMINUM FRAME



800 SERIES TYPE A – 5/8" FACE TRIM



1300 SERIES – 1-1/4" FACE TRIM



1200 SERIES – 5/8" FACE TRIM

NUMBER	SIZE (HxW)	WEIGHT
†812V	2' x 3'	14 lbs.
814V	3' x 4'	28 lbs.
818V	4' x 4'	40 lbs.
822V	4' x 6'	54 lbs.
826V	4' x 8'	72 lbs.
830V	4' x 10'	90 lbs.
834V	4' x 12'	108 lbs.
838V	4' x 16'	160 lbs.

FEATURES:

- Porcelain enamel steel chalkboard writing surface (see page 5 for colors)
- Full length marker tray, map rail with tan cork insert and map hooks
- Angle clip hangers (For permanent installations we recommend using a combination of angle clips and 16A Adhesive.)

OPTIONS:

- Satin anodize finish trim; see page 80 for Powder Coat finish colors
- Custom sizes

Note: Finished size of units is 1/4" larger in both height and width than sizes listed. If exact overall size is required, specify when ordering.

NUMBER	SIZE (HxW)	WEIGHT
1334V	3' x 4'	40 lbs.
1343V	4' x 3'	40 lbs.
1344V	4' x 4'	52 lbs.
1345V	4' x 5'	65 lbs.
1346V	4' x 6'	78 lbs.
1348V	4' x 8'	104 lbs.

FEATURES:

- Porcelain enamel steel chalkboard writing surface; specify color
- Wide trim face, full length marker tray, map rail with tan cork insert and map hooks
- Built-in Z-bar hangers (for top) and mounting clips (for bottom)

OPTIONS:

- Satin anodize finish trim; see page 80 for Powder Coat finish colors

NUMBER	SIZE (HxW)	WEIGHT
†1223V	2' x 3'	24 lbs.
1234V	3' x 4'	40 lbs.
1244V	4' x 4'	52 lbs.
1245V	4' x 5'	65 lbs.
1246V	4' x 6'	78 lbs.
1248V	4' x 8'	104 lbs.
1250V	4' x 10'	130 lbs.
1252V	4' x 12'	156 lbs.

FEATURES:

- Porcelain enamel steel writing surface, specify color
- Radius corner design includes map rail and chalk tray
- Angle clip hangers (Note: For permanent installations we recommend using a combination of angle clips and 16A Adhesive.)

OPTIONS:

- Satin anodize finish trim; see page 80 for Powder Coat finish colors

DELIVERY INFORMATION:

†Can Ship UPS.
Freight Class 70.

CHALKBOARDS: ALUMINUM FRAME



I700 SERIES – 5/8" FACE TRIM



AS SERIES – 5/8" FACE TRIM

GREEN	BLACK	SIZE (HXW)	WEIGHT	NUMBER	SIZE (HXW)	WEIGHT
I700G	I700B	3' x 4'	30 lbs.	†AS1824	18" x 24"	6 lbs.
I714G	I714B	4' x 5'	48 lbs.	†AS2436	24" x 36"	12 lbs.
I716G	I716B	4' x 6'	54 lbs.	†AS3648	36" x 48"	24 lbs.
I718G	I718B	4' x 8'	72 lbs.			
I720G	I720B	4' x 10'	90 lbs.			
I722G	I722B	4' x 12'	108 lbs.			

FEATURES:				FEATURES:		
<ul style="list-style-type: none"> • Porcelain enamel steel chalkboard writing surface • Framed three sides with full length 2-1/2" chalk tray; satin anodize finish • Angle clip hangers 				<ul style="list-style-type: none"> • Green porcelain enamel steel chalkboard writing surface • Framed three sides with small chalk tray; satin anodize trim • Four small "tack" magnets • Keyhole hangers 		

CHALKBOARDS: WOOD FRAME



I10 SERIES – 1-7/16" FACE TRIM
TRADITIONAL STYLE



210 SERIES – 2" ANGLE FACE TRIM WITH
BLACK ACCENT (SHOWN WITH OPTIONAL
MAP RAIL)



2500 SERIES CHALKBOARD –
1" BULLNOSE FACE TRIM, RADIUS
CORNERS

NUMBER	SIZE (HXW)	WEIGHT	NUMBER	SIZE (HXW)	WEIGHT	NUMBER	SIZE (HXW)	WEIGHT
†I10V	2' x 3'	13 lbs.	210V	4' x 4'	48 lbs.	†2523V	2' x 3'	13 lbs.
†I10AV	3' x 4'	27 lbs.	210AV	4' x 6'	72 lbs.	†2534V	3' x 4'	27 lbs.
I10BV	4' x 4'	36 lbs.	210BV	4' x 8'	96 lbs.	2544V	4' x 4'	36 lbs.
I10CV	4' x 6'	54 lbs.	210CV	4' x 10'	120 lbs.	2545V	4' x 5'	45 lbs.
I10DV	4' x 8'	72 lbs.	210DV	4' x 12'	144 lbs.	2546V	4' x 6'	54 lbs.
						2548V	4' x 8'	72 lbs.

FEATURES:			FEATURES:			FEATURES:		
<ul style="list-style-type: none"> • Porcelain enamel steel writing surface, specify color • 12" pre-drilled chalk tray • Keyhole hangers 			<ul style="list-style-type: none"> • Porcelain enamel steel writing surface, specify color • Full length chalk tray • Keyhole hangers 			<ul style="list-style-type: none"> • Porcelain enamel steel writing surface, specify color • 12" pre-drilled chalk tray • Keyhole hangers 		

OPTIONS:			OPTIONS:			OPTIONS:		
<ul style="list-style-type: none"> • Natural, Medium or Dark Oak finish trim. See page 79 for other woods and finishes • Custom match finish 			<ul style="list-style-type: none"> • Map rail with cork insert • Natural, Medium or Dark Oak finish trim. See page 79 for other woods and finishes. • Custom match finish 			<ul style="list-style-type: none"> • Z-bar hangers for top of board with rubber bumpers for bottom • Natural, Medium or Dark Oak finish trim. See page 79 for other woods and finishes • Custom match finish 		

DELIVERY INFORMATION:

†Can Ship UPS.
Freight Class 70.

CHALKBOARDS: WOOD FRAME



2900 SERIES CHALKBOARD – 1-3/4" FLAT FACE TRIM, RADIUS CORNERS

NUMBER	SIZE (HXW)	WEIGHT
†2923V	2' x 3'	13 lbs.
†2934V	3' x 4'	27 lbs.
2944V	4' x 4'	36 lbs.
2945V	4' x 5'	45 lbs.
2946V	4' x 6'	54 lbs.
2948V	4' x 8'	72 lbs.

FEATURES:

- Porcelain enamel steel writing surface, specify color
- 12" pre-drilled chalk tray
- Keyhole hangers

OPTIONS:

- Z-bar hangers for top of board with rubber bumpers for bottom
- Natural, Medium or Dark Oak finish trim. See page 79 for other woods and finishes
- Custom match finish



1600 SERIES – 1-3/4" FLAT FACE TRIM

GREEN	BLACK	SIZE (HXW)	WEIGHT
1648WG	1648WB	3' x 4'	27 lbs.
1659WG	1659WB	4' x 5'	45 lbs.
1660WG	1660WB	4' x 6'	54 lbs.
1662WG	1662WB	4' x 8'	72 lbs.

FEATURES:

- Porcelain enamel steel chalkboard writing surface
- Natural Oak finish frame with mitered corners, 2" deep chalk tray
- Keyhole hangers

**CLARIDGE
PRIORITY
RESPONSE
(CPR)**

**EXPEDITED SHIPPING IN ONE
OR TWO WEEKS**

MATHBOARDS:




91AV MATHROOM CHALKBOARD – 5/8" FACE TRIM

NUMBER	DESCRIPTION	WEIGHT
91AV	4' x 16'	256 lbs.
†93PR	4 4-foot sections	10 lbs.
†93PRX	Protractor Rule without track (for use on 1" map rail)	7 lbs.

FEATURES:

- Green porcelain enamel steel writing surface
- Rectangular Coordinate Graph System (1" squares in black; X and Y axis in yellow) on right side, Polar Coordinate system on left
- Keyhole hangers
- Protractor Rule with 30" plastic ruler permits quick and accurate diagraming and measurement of angles; slides across top of board on nylon rollers
- Angle clip hangers



RA16V AND PC16V MATHROOM CHALKBOARDS – 5/8" FACE TRIM

NUMBER	DESCRIPTION	WEIGHT
RA16V	3'6" x 4'	35 lbs.
PC16V	3'6" x 4'	35 lbs.
CO16V	3'6" x 4'	50 lbs.

FEATURES:

- Green porcelain enamel steel writing surface
- RA16 Rectangular Coordinate Graph System (1" squares; X and Y axis in yellow)
- Polar Coordinate Graph System (ten concentric circles two inches apart; 15 degree graduations; 0-180 degrees and 90-270 degrees in yellow)
- CO16 Reversible chalkboard – RA16 Rectangular Coordinate on one side; PC16 Polar Coordinate other
- Keyhole hangers

DELIVERY INFORMATION:

†Can Ship UPS.
Freight Class 70.

TACKBOARDS

CLARIDGE TACKBOARD PRODUCTS ARE AVAILABLE IN A WIDE RANGE OF DESIGN OPTIONS, OFFERING PERFORMANCE, STYLE AND VALUE TO SUIT ANY SITUATION. CHOOSE FROM CLARIDGE CORK, NUCORK, DESIGNER FABRIC, FABRICORK AND HOOK-FAB SURFACES TO MATCH ANY ROOM AND BUDGET. SELECT FROM A RANGE OF ALUMINUM AND WOOD TRIM OPTIONS IN A VARIETY OF COLORS AND FINISHES.

CALL CLARIDGE CUSTOMER SERVICE AT 1-800-434-4610 FOR ASSISTANCE WITH ANY CUSTOM OPTIONS NOT COVERED IN THE CATALOG.

FRAMES: STYLE OPTIONS

SATIN ANODIZED ALUMINUM



5/8" FACE, MITERED CORNERS




5/8" FACE, RADIUS CORNERS




1-1/4" FACE, MITERED CORNERS

POWDER COAT SEE PAGE 80 FOR COLOR OPTIONS




5/8" FACE, MITERED CORNERS, POWDER COAT ALUMINUM

EDGE-WRAPPED



EDGE-WRAPPED SQUARE CORNERS



EDGE-WRAPPED 2" RADIUS CORNERS

WOOD: SEE PAGE 79 FOR WOOD FINISHES




1" FACE, MITERED CORNERS



1" FACE, RADIUS CORNERS



1-3/4" FACE, MITERED CORNERS



1-3/4" FACE, RADIUS CORNERS




1-7/16" TRADITIONAL FACE, MITERED CORNERS



2" ANGLE FACE, MITERED CORNERS



2" CONCAVE FACE, MITERED CORNERS

CLARIDGE CORK: COLOR OPTIONS**DESIGNER SERIES: COLOR OPTIONS****PREMIUM VINYL: COLOR OPTIONS****PREMIUM FABRIC: COLOR OPTIONS****FABRICORK: COLOR OPTIONS****HOOK FAB: COLOR OPTIONS****TAN NUCORK: COLOR OPTIONS**

TACKBOARDS



TACKBOARDS: ALUMINUM FRAME



800 SERIES TYPE CO – 5/8" FACE TRIM

NUMBER	SIZE (HXW)	*WEIGHT	QUICKSHIP
†839	2' x 3'	8 lbs.	
†840	3' x 4'	15 lbs.	
844	4' x 4'	20 lbs.	*
852	4' x 6'	30 lbs.	*
858	4' x 8'	40 lbs.	*
862	4' x 10'	50 lbs.	
864	4' x 12'	60 lbs.	
866	4' x 16'	80 lbs.	

Specify tack surface material after model #: N for Tan Nucork; D for Designer Fabric; F for Fabricork; H for Hook-Fab; or CC for Claridge Cork

*Add 1.75 lbs. per sq. ft. for weight of Claridge Cork tackboards

FEATURES:

- See page 17 for color options
- "Quick Ship" units – in sizes noted – have Tan Nucork tack surface and satin anodize aluminum trim
- Intermediate sizes available
- Angle clip hangers (Note: We recommend installation using a combination of angle clips and 16A Adhesive)

OPTIONS:

- Satin anodize finish trim; see page 80 for Powder Coat finish colors
- See page 74 for adhesive

Note: Finished size of units is 1/4" larger in height and width than sizes listed.

800 Series and 1200 Series tackboards in Fabricork and Designer Fabric are GREENGUARD certified.



1200 SERIES TACKBOARDS – 5/8" FACE TRIM RADIUS CORNERS
(SHOWN WITH OPTIONAL POWDER COAT FINISH)

NUMBER	SIZE (HXW)	*WEIGHT
†1261	2' x 3'	9 lbs.
†1263	3' x 4'	18 lbs.
1264	4' x 4'	24 lbs.
1265	4' x 5'	36 lbs.
1266	4' x 6'	48 lbs.
1268	4' x 8'	60 lbs.
1270	4' x 10'	72 lbs.
1272	4' x 12'	96 lbs.
1276	4' x 16'	128 lbs.

Specify tack surface material after model #: N for Tan Nucork; D for Designer Fabric; F for Fabricork; H for Hook-Fab; or CC for Claridge Cork

*Add 1.75 lbs. per sq. ft. for weight of Claridge Cork tackboards

FEATURES:

- 3" radius corners
- See page 17 for color options
- Intermediate sizes available
- Angle clip hangers (Note: We recommend installation using a combination of angle clips and 16A Adhesive.)

OPTIONS:

- Satin anodize finish trim; see page 80 for Powder Coat finish colors

DELIVERY INFORMATION:

†Can Ship UPS.
Freight Class 70.

TACKBOARDS: ALUMINUM & WOOD FRAMES



900A TACKBOARD – 1-1/4" FACE TRIM



900W TACKBOARD – 1-3/4" FACE TRIM



RAL5003



RAL7005



RAL4001



RAL8025

DECORATOR BOARDS – DESIGNER SERIES FABRIC – 5/8" FACE TRIM WITH POWDER COAT FINISH

NUMBER	SIZE (HXW)	WEIGHT	QUICKSHIP
953A	3' x 5'	19 lbs.	*
954A	3' x 6'	23 lbs.	*
958A	4' x 4'	20 lbs.	*
959A	4' x 5'	25 lbs.	*
960A	4' x 6'	30 lbs.	*
962A	4' x 8'	38 lbs.	*
963A	4' x 10'	50 lbs.	*
964A	4' x 12'	60 lbs.	*

FEATURES:

- Natural Tan Nucork reinforced with sturdy back panels
- Satin anodize trim
- Keyhole hangers
- Stocked for "Quick Ship"

NUMBER	SIZE (HXW)	WEIGHT	QUICKSHIP
953W	3' x 5'	19 lbs.	
954W	3' x 6'	23 lbs.	
958W	4' x 4'	20 lbs.	*
959W	4' x 5'	25 lbs.	*
960W	4' x 6'	30 lbs.	*
962W	4' x 8'	38 lbs.	*

FEATURES:

- Natural Tan Nucork reinforced with sturdy back panels
- Natural Oak finish frame has reinforced corners
- Keyhole hangers
- "Quick Ship" sizes indicated



AC TACKBOARD – 5/8" FACE TRIM



WC TACKBOARD – 1" FACE TRIM

NUMBER	SIZE (HXW)	WEIGHT	QUICKSHIP
†AC1824	18" x 24"	4 lbs.	*
†AC2436	24" x 36"	9 lbs.	*
†AC3648	36" x 48"	14 lbs.	*
MULTIPACK			
†AC1824-6*	18" x 24"	24 lbs.	*
†AC2436-6*	24" x 36"	54 lbs.	*
†AC3648-3*	36" x 48"	42 lbs.	*

FEATURES:

- Resilient Natural Tan Nucork laminated to substantial backing
- Keyhole hangers furnished (can be hung horizontally or vertically)
- Stocked for "Quick Ship"

NUMBER	SIZE (HXW)	WEIGHT	QUICKSHIP
†WC1824	18" x 24"	4 lbs.	*
†WC2436	24" x 36"	9 lbs.	*
†WC3648	36" x 48"	14 lbs.	*
MULTIPACK			
†WC1824-6*	18" x 24"	24 lbs.	*
†WC2436-6*	24" x 36"	54 lbs.	*
†WC3648-2*	36" x 48"	42 lbs.	*

FEATURES:

- Resilient Natural Tan Nucork laminated to substantial backing
- Natural Oak finish frame has reinforced corners
- Keyhole hangers (can be hung vertically or horizontally)
- Stocked for "Quick Ship"

RAL5003 BLUE TRIM/WEDGEWOOD FABRIC

†1524A	18" x 24"	5 lbs.
†1524B	24" x 36"	7 lbs.
†1524C	36" x 48"	14 lbs.

MULTIPACK

†1524A-6*	18" x 24"	24 lbs.
†1524B-6*	24" x 36"	36 lbs.
†1524C-2*	36" x 48"	26 lbs.

RAL7005 GRAY TRIM/GRAY MIX FABRIC

†1525A	18" x 24"	5 lbs.
†1525B	24" x 36"	7 lbs.
†1525C	36" x 48"	14 lbs.

MULTIPACK

†1525A-6*	18" x 24"	24 lbs.
†1525B-6*	24" x 36"	36 lbs.
†1525C-2*	36" x 48"	26 lbs.

RAL4001 LILAC TRIM/AMETHYST FABRIC

†1526A	18" x 24"	5 lbs.
†1526B	24" x 36"	7 lbs.
†1526C	36" x 48"	14 lbs.

MULTIPACK

†1526A-6*	18" x 24"	24 lbs.
†1526B-6*	24" x 36"	36 lbs.
†1526C-2*	36" x 48"	26 lbs.

RAL8025 BROWN TRIM/QUARTZ FABRIC

†1527A	18" x 24"	5 lbs.
†1527B	24" x 36"	7 lbs.
†1527C	36" x 48"	14 lbs.

MULTIPACK

†1527A-6*	18" x 24"	24 lbs.
†1527B-6*	24" x 36"	36 lbs.
†1527C-2*	36" x 48"	26 lbs.

FEATURES:

- Designer Series fabric tackboards shown with contrasting powder coat frames
- Keyhole hangers (can be hung horizontally or vertically)

OPTIONS:

- See page 17 for other Designer Fabrics colors
- See page 80 for other Powder Coat finish colors

* Indicates number of boards in carton

DELIVERY INFORMATION:

†Can Ship UPS.
Freight Class 70.

TACKBOARDS: ALUMINUM & WOOD FRAME



RAL8025



RAL5003



RAL7005



RAL6005

DECORATOR BOARDS – FABRICORK – 5/8" FACE TRIM WITH POWDER COAT FINISH

NUMBER	SIZE (HXW)	WEIGHT
RAL8025 BROWN TRIM/T421 WHITE VINYL		
†I534A	18" x 24"	5 lbs.
†I534B	24" x 36"	7 lbs.
†I534C	36" x 48"	14 lbs.
MULTIPACK		
†I534A-6*	18" x 24"	24 lbs.
†I534B-6*	24" x 36"	36 lbs.
†I534C-2*	36" x 48"	26 lbs.
RAL5003 BLUE TRIM/DUSK BLUE VINYL		
†I535A	18" x 24"	5 lbs.
†I535B	24" x 36"	7 lbs.
†I535C	36" x 48"	14 lbs.
MULTIPACK		
†I535A-6*	18" x 24"	24 lbs.
†I535B-6*	24" x 36"	36 lbs.
†I535C-2*	36" x 48"	26 lbs.
RAL7005 GRAY TRIM/FROST VINYL		
†I536A	18" x 24"	5 lbs.
†I536B	24" x 36"	7 lbs.
†I536C	36" x 48"	14 lbs.
MULTIPACK		
†I536A-6*	18" x 24"	24 lbs.
†I536B-6*	24" x 36"	36 lbs.
†I536C-2*	36" x 48"	26 lbs.
RAL6005 GREEN TRIM/JADE MIST VINYL		
†I537A	18" x 24"	5 lbs.
†I537B	24" x 36"	7 lbs.
†I537C	36" x 48"	14 lbs.
MULTIPACK		
†I537A-6*	18" x 24"	24 lbs.
†I537B-6*	24" x 36"	36 lbs.
†I537C-2*	36" x 48"	26 lbs.

FEATURES:

- Fabricork vinyl fabric tackboards shown with contrasting powder coat frames
- Keyhole hangers (can be hung horizontally or vertically)

OPTIONS:

- See page 17 for other Fabricork colors
- See page 80 for other Powder Coat finish colors

* Indicates number of boards in carton

F SERIES – 5/8" FACE TRIM

NUMBER	SIZE (HXW)	WEIGHT
†F1824	18" x 24"	4 lbs.
†F2436	24" x 36"	8 lbs.
†F3648	36" x 48"	14 lbs.

FEATURES:

- Felt cut-outs, construction paper, and other display materials cling to Green Flannel Board – no tacks, pins or staples required
- Satin anodize aluminum trim
- Keyhole hangers



2300 SERIES TACKBOARDS – 2" CONCAVE FACE EBONY TRIM (SHOWN WITH OPTIONAL EMBROIDERY LOGO)

NUMBER	SIZE (HXW)	WEIGHT
†2323D	2' x 3'	9 lbs.
†2334D	3' x 4'	18 lbs.
2344D	4' x 4'	24 lbs.
2346D	4' x 6'	36 lbs.
2348D	4' x 8'	48 lbs.

FEATURES:

- Designer Fabric tackable surface; see page 17 for color choices
- 2" Concave face, radius edge Ebony Frame; 1-3/4" deep
- Keyhole hangers

OPTIONS:

- Embroidery logo
- See page 79 for other woods and finishes



I14 SERIES – 1-7/16" FACE TRADITIONAL STYLE TRIM

NUMBER	MATERIAL	SIZE (HXW)	WEIGHT
†I14C	CL Cork	2' x 3'	18 lbs.
†I14AC	CL Cork	3' x 4'	36 lbs.
I14BC	CL Cork	4' x 4'	48 lbs.
I14CC	CL Cork	4' x 6'	72 lbs.
I14DC	CL Cork	4' x 8'	96 lbs.
†I14F	Fabricork	2' x 3'	8 lbs.
†I14AF	Fabricork	3' x 4'	15 lbs.
I14BF	Fabricork	4' x 4'	20 lbs.
I14CF	Fabricork	4' x 6'	30 lbs.
I14DF	Fabricork	4' x 8'	40 lbs.
†I14D	Designer	2' x 3'	8 lbs.
†I14AD	Designer	3' x 4'	15 lbs.
I14BD	Designer	4' x 4'	20 lbs.
I14CD	Designer	4' x 6'	30 lbs.
I14DD	Designer	4' x 8'	40 lbs.
†I14H	Hook-Fab	2' x 3'	8 lbs.
†I14AH	Hook-Fab	3' x 4'	15 lbs.
I14BH	Hook-Fab	4' x 4'	20 lbs.
I14CH	Hook-Fab	4' x 6'	30 lbs.
I14DH	Hook-Fab	4' x 8'	40 lbs.

FEATURES:

- Tackable surface in Claridge Cork, Designer Fabric, Fabricork, and Hook-Fab
- Keyhole hangers

OPTIONS:

- Natural, Medium or Dark Oak finish trim. See page 79 for other woods and finishes.
- Custom match finish

DELIVERY INFORMATION:

†Can Ship UPS.
Freight Class 70.

TACKBOARDS: WOOD FRAME



213 SERIES – 2" ANGLE FACE TRIM WITH BLACK ACCENT

NUMBER	SIZE (HXW)	*WEIGHT
213	4' x 4'	24 lbs.
213A	4' x 6'	36 lbs.
213B	4' x 8'	48 lbs.
213C	4' x 10'	60 lbs.
213D	4' x 12'	72 lbs.

Specify tack surface material after model #: D for Designer Fabric; F for Fabriccork; H for Hook-Fab; or CC for Claridge Cork

*Add 1.5 lbs. per sq. ft. for weight of Claridge Cork tackboards

FEATURES:

- Tackable surface in Designer Fabric, Fabriccork, Hook-Fab, and Claridge Cork; see page 17 for color selections
- Keyhole hangers furnished

OPTIONS:

- Natural, Medium or Dark Oak finish trim. See page 79 for other woods and finishes.
- Custom match finish



700 SERIES – 1-3/4" FACE TRIM

NUMBER	SIZE (HXW)	*WEIGHT
†750	2' x 3'	8 lbs.
†751	3' x 4'	15 lbs.
757	4' x 4'	20 lbs.
758	4' x 5'	25 lbs.
759	4' x 6'	30 lbs.
760	4' x 8'	40 lbs.
780	4' x 10'	50 lbs.
782	4' x 12'	60 lbs.

Specify tack surface material after model #: D for Designer Fabric; F for Fabriccork; H for Hook-Fab; or CC for Claridge Cork

*Add 1.75 lbs. per sq. ft. for weight of Claridge Cork tackboards

FEATURES:

- Tackable surface in Designer Fabric, Fabriccork, Hook-Fab, and Claridge Cork; see page 17 for color options
- Keyhole hangers

OPTIONS:

- Natural Oak finish trim; for Medium or Dark finish Oak or for other woods and finishes see page 79
- Custom match finish
- Optional round corners

Note: 700 Series tackboards in Fabriccork and Designer Fabric are GREENGUARD certified.

**GUARANTEED
SHIPPING**
ACKNOWLEDGED IN 72 HOURS
– SHIP DATE IS GUARANTEED

DELIVERY INFORMATION:

†Can Ship UPS.
Freight Class 70.

TACKBOARDS: WOOD FRAME & EDGE WRAPPED



2600 SERIES TACKBOARDS – 1" BULLNOSE FACE TRIM, RADIUS CORNERS

NUMBER	SIZE (HxW)	*WEIGHT
†2623	2' x 3'	8 lbs.
†2634	3' x 4'	15 lbs.
2644	4' x 4'	20 lbs.
2645	4' x 5'	24 lbs.
2646	4' x 6'	30 lbs.
2648	4' x 8'	40 lbs.

Specify tack surface material after model #: N for Tan Nucork; D for Designer Fabric; F for Fabricork; H for Hook-Fab; or CC for Claridge Cork

*Add 1.75 lbs. per sq. ft. for weight of Claridge Cork tackboards

FEATURES:

- Tackable surface available in Nucork, Designer Fabric, Fabricork, Hook-Fab, and Claridge Cork
- Keyhole hangers

OPTIONS:

- Natural, Medium or Dark Oak finish trim. See page 79 for other woods and finishes
- Custom match finish
- Z-bar hangers for top of board with rubber bumpers for bottom



2700 SERIES TACKBOARDS – 1-3/4" FLAT FACE TRIM, RADIUS CORNERS

NUMBER	SIZE (HxW)	*WEIGHT
†2723	2' x 3'	8 lbs.
†2734	3' x 4'	15 lbs.
2744	4' x 4'	20 lbs.
2745	4' x 5'	24 lbs.
2746	4' x 6'	30 lbs.
2748	4' x 8'	40 lbs.

Specify tack surface material after model #: N for Tan Nucork; D for Designer Fabric; F for Fabricork; H for Hook-Fab; or CC for Claridge Cork

*Add 1.75 lbs. per sq. ft. for weight of Claridge Cork tackboards

FEATURES:

- Tackable surface in Nucork, Designer Fabric, Fabricork, Hook-Fab, and Claridge Cork
- Keyhole hangers

OPTIONS:

- Natural, Medium or Dark Oak finish trim. See page 79 for other woods and finishes
- Custom match finish
- Z-bar hangers for top of board with rubber bumpers for bottom

Note: Fabricork and Designer Fabric Tackboards are GREENGUARD certified.



Eyelet hanger

3400 SERIES FABRIC WRAPPED EDGES, RADIUS CORNERS

NUMBER	SIZE (HxW)	WEIGHT
†3423	2' x 3'	8 lbs.
†3434	3' x 4'	15 lbs.
3444	4' x 4'	20 lbs.
3445	4' x 5'	24 lbs.
3446	4' x 6'	30 lbs.
3448	4' x 8'	40 lbs.

Specify tack surface material after model #: D for Designer Fabric; F for Fabricork; or H for Hook-Fab

FEATURES:

- Tackable surface in Designer Fabric, Fabricork, or Hook-Fab; specify color
- Fabric wrapped panels have 2" radius corners
- Eyelet hangers for easy installation

DELIVERY INFORMATION:

Freight Class 70.
†Can Ship UPS.



3300 SERIES EDGE-WRAPPED TACKBOARDS FOR FURNITURE APPLICATIONS

NUMBER	SIZE (HxW)	WEIGHT
†3327D	15" x 27"	6 lbs.
†3333D	15" x 33"	8 lbs.
†3345D	15" x 45"	10 lbs.
3357D	15" x 57"	13 lbs.
3367D	15" x 67"	15 lbs.
3369D	15" x 69"	18 lbs.

For premium fabric colors shown on page 17 add "P" after model #

FEATURES:

- Designer Fabric tackboards are designed to fit almost any manufacturer's hutch, file cabinet, or bookcase
- Use as a tackable surface, for sound absorption, or simply to add color
- Tackable panels have fabric wrapped edges and are furnished with velcro hangers


OPTIONS:

- Adhesive is recommended for permanent installation
- Any C.O.M. fabric for vertical surfaces can be used

COMBINATION BOARDS



MARKERBOARD/CHALKBOARD AND TACKBOARD: ALUMINUM & WOOD FRAME



LCS DELUXE COMBO – 5/8" FACE TRIM

NUMBER	SIZE (HXW)	WEIGHT	QUICKSHIP
LCS5034	3' x 4'	24 lbs.	*
LCS5044	4' x 4'	32 lbs.	*
LCS5046	4' x 6'	48 lbs.	*
LCS5048	4' x 8'	64 lbs.	
LCS5410	4' x 10'	80 lbs.	
LCS5412	4' x 12'	96 lbs.	

FEATURES:

- White porcelain enamel markerboard writing surface on the left; natural tan cork tack surface on the right
- Full length marker tray, map rail with cork insert, and map hooks
- Satin anodize aluminum trim
- Angle clip hangers
- 4 assorted LCS Markers and one felt eraser
- "Quick Ship" sizes indicated



2900 SERIES COMBO – 1-3/4" FLAT FACE TRIM, RADIUS CORNERS

NUMBER	SIZE (HXW)	WEIGHT	QUICKSHIP
U2944L2D	4' x 4'	36 lbs.	*
U2946L2D	4' x 6'	54 lbs.	*
U2948L2D	4' x 8'	72 lbs.	*

FEATURES:

- Low-gloss white porcelain enamel markerboard writing surface on the left; 1696 Thistle Designer Fabric tack surface on the right
- Radius corner cherry finish wood trim
- 12" pre-drilled chalk tray; keyhole hangers
- Stocked for "Quick Ship"

OPTIONS:

- See page 17 for optional Designer Fabric colors
- See page 79 for optional woods and finishes

800 SERIES TYPE BR/BL COMBO – 5/8" FACE TRIM (SHOWN WITH OPTIONAL POWDER COAT FINISH)

NUMBER	SIZE (HXW)	WEIGHT
864	4' x 4'	44 lbs.
868	4' x 6'	66 lbs.
872	4' x 8'	88 lbs.
876	4' x 10'	110 lbs.
880	4' x 12'	132 lbs.
884	4' x 16'	176 lbs.

Specify the writing surface portion by adding an L for LCS Markerboard or a V for Vitracite Chalkboard after the model #. Specify material for the Tackboard portion by adding N for Tan Nucork; D for Designer Fabric; F for Fabricork; H for Hook-Fab; and CC for Claridge Cork.

FEATURES:

- Type BR/BL Combination features porcelain enamel steel markerboard or chalkboard writing surface and your choice of Tan Nucork, Fabricork, Designer Fabric, Hook-Fab or Claridge Cork tack surface
- Specify width of writing surface and whether it is on the right or the left. Type BR has the bulletin board on the right; Type BL has bulletin board on the left.
- Full length accessory tray, map rail with tan cork insert and map hooks
- Angle clip hangers (Note: For permanent installation we recommend using a combination of 16A Adhesive and angle clips.)

OPTIONS:


- Satin anodize finish trim; see page 80 for Powder Coat finish colors

Note: Finished size of units is 1/4" larger in height and width than sizes listed

DELIVERY INFORMATION:

Freight Class 70.

MARKERBOARD/CHALKBOARD & TACKBOARD: ALUMINUM FRAME



800 SERIES TYPE C COMBO – 5/8" FACE TRIM

NUMBER	SIZE (HXW)	WEIGHT
888	4' x 8'	88 lbs.
892	4' x 10'	110 lbs.
896	4' x 12'	132 lbs.
899	4' x 16'	176 lbs.

Specify the writing surface portion by adding an L for LCS Markerboard or a V for Vitracite Chalkboard after the model #. Specify material for the Tackboard portion by adding N for Tan Nucork; D for Designer Fabric; F for Fabricork; H for Hook-Fab; and CC for Claridge Cork

FEATURES:

- Type C Combinations feature tackboard on both sides of LCS markerboard or Vitracite chalkboard in Tan Nucork, Fabricork, Designer Fabric, Hook-Fab or Claridge Cork
- Specify type and color of writing surface, type, color and width of tack surface
- Full length accessory tray, map rail with tan cork insert and map hooks
- Angle clip hangers (Note: For permanent installation we recommend using a combination of 16A Adhesive and angle clips.)

OPTIONS:

- Satin anodize satin finish trim; see page 80 for Powder Coat finish colors

Note: Finished size of units is 1/4" larger in height and width than sizes listed. If exact overall size required, specify when ordering.



800 SERIES TYPE D COMBO – 5/8" FACE TRIM

NUMBER	SIZE (HXW)	WEIGHT
809	4' x 8'	88 lbs.
813	4' x 10'	110 lbs.
815	4' x 12'	132 lbs.
817	4' x 16'	176 lbs.

Specify the writing surface portion by adding an L for LCS Markerboard or a V for Vitracite Chalkboard after the model #. Specify material for the Tackboard portion by adding N for Tan Nucork; D for Designer Fabric; F for Fabricork; H for Hook-Fab; and CC for Claridge Cork

FEATURES:

- Tackboard on Type D combination is 12" high unless otherwise specified
- Angle clip hangers (Note: For permanent installation we recommend using a combination of 16A Adhesive and angle clips.)

OPTIONS:

- Satin anodize satin finish trim; see page 80 for Powder Coat finish colors

Note: Finished size of units is 1/4" larger in height and width than sizes listed. If exact overall size required, specify when ordering.

MARKERBOARD/CHALKBOARD & TACKBOARD: WOOD FRAME



LCS DELUXE COMBO – 1-3/4" FACE TRIM

NUMBER	SIZE (HXW)	WEIGHT	QUICKSHIP
LCS1044	4' x 4'	32 lbs.	*
LCS1046	4' x 6'	48 lbs.	*
LCS1048	4' x 8'	64 lbs.	

FEATURES:

- White porcelain enamel markerboard writing surface on the left; natural tan cork tack surface on the right
- Natural Oak finish perimeter trim and marker tray
- Natural Oak finish trim; for Medium or Dark finish Oak or for other woods and finishes see page 79
- Keyhole hangers
- 4 Assorted LCS Markers and one felt eraser
- "Quick Ship" sizes noted

DELIVERY INFORMATION:

Freight Class 70.

2' x 3' and 3' x 4' sizes ship UPS.



210 SERIES COMBO – 2" ANGLE FACE TRIM WITH BLACK ACCENT

NUMBER	SIZE (HXW)	WEIGHT
210E	4' x 4'	44 lbs.
210F	4' x 6'	66 lbs.
210G	4' x 8'	88 lbs.
210H	4' x 10'	110 lbs.
210K	4' x 12'	132 lbs.

Specify the writing surface portion by adding an L for LCS Markerboard or a V for Vitracite Chalkboard after the model #. Specify material for the Tackboard portion by adding D for Designer Fabric; F for Fabricork; H for Hook-Fab; and CC for Claridge Cork


FEATURES:

- Porcelain enamel steel markerboard or chalkboard writing surface and Fabricork, Designer Fabric, Hook-Fab or Claridge Cork tack surface
- Specify type and color of writing surface, type and color of tack surface, width of tackboard portion and whether it is on the right or left side

OPTIONS:

- Natural, Medium or Dark Oak finish trim. See page 79 for other woods and finishes

MOBILE BOARDS & EASELS



DELUXE MOBILE BOARDS: ALUMINUM & WOOD FRAME



147 A-FRAME MOBILE MARKERBOARD



490 T-LEG MOBILE MARKERBOARD



SPACE SAVER DESK

NUMBER	DESCRIPTION	SIZE (HXW)	WEIGHT
147	LCS Both Sides	72"x30"	120 lbs.

FEATURES:

- Full-length LCS porcelain enamel steel writing surface both sides
- Black Powder Coat finish aluminum frame
- Locking casters provide mobility and stability
- Display rail with hooks for flip chart

OPTIONS:

- LCS Markerboard one side with your choice of Claridge Cork, Fabricork, Designer Fabric, or Hook-Fab other
- LCS Markerboard with tackable kick panel (see page 17 for materials and colors available)
- Flip charts, 27" x 34", 50 sheets per pad, four pads per carton
- Black LCS

NUMBER	DESCRIPTION	SIZE (HXW)	WEIGHT
490	LCS Both Sides	66"x30"	60 lbs.

FEATURES:

- LCS porcelain enamel steel writing surface both sides
- Overall height 72"
- Black Powder Coat finish aluminum frame
- Casters included for easy mobility; nests to conserve space when not in use

NUMBER	DESCRIPTION	WEIGHT
1001N	Oak Natural	34 lbs.
1001M	Oak Medium	34 lbs.
1001D	Oak Dark	34 lbs.
1001WO	Walnut Oil	34 lbs.
1001WN	Walnut Natural	34 lbs.
1001MS	Mahogany Stain	34 lbs.
1001CH	Cherry	34 lbs.
1001MA	Maple	34 lbs.
1001EB	Ebony	34 lbs.

FEATURES:

- Space Saver Desk's dual-purpose design provides ample working area when needed while saving valuable space when not in use.
- Closed, Space Saver is a wall mounted porcelain markerboard; open, it is a desk, a markerboard and a tackboard
- Overall size is 30" x 21-1/2" x 4"; desktop writing surface is 27" x 19"; back panel features a 19" x 15" markerboard writing surface on the left with a 2" deep accessory tray, and a 9" x 18-1/2" tackboard on right
- Pneumatic cylinders provide support and insure ease in opening and closing
- Desk secures to wall using keyhole hangers



OPTIONS:

- Laminate front and/or desktop surface in lieu of markerboard

DELIVERY INFORMATION:

Freight Class 85.

DELUXE MOBILE BOARDS: ALUMINUM FRAME

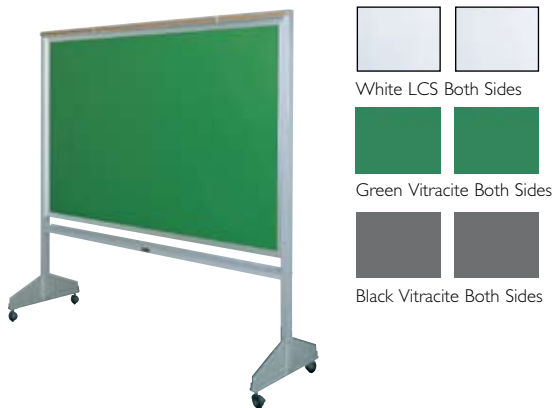


DELUXE SERIES REVOLVING TWO-SIDED MOBILE BOARD

NUMBER	DESCRIPTION	SIZE (HXW)	WEIGHT
I46BL	White LCS Both Sides	4' x 5'	192 lbs.
I46CL		4' x 6'	214 lbs.
I46EL		4' x 8'	272 lbs.
I46BV	Green Vitracite Both Sides	4' x 5'	192 lbs.
I46CV		4' x 6'	214 lbs.
I46EV		4' x 8'	272 lbs.

FEATURES:

- Porcelain writing surface in LCS markerboard or Vitracite chalkboard
- Panel is mounted on heavy, rigid aluminum standards and revolves on 2 pins in a horizontal plane.
- Upright posts and cross pieces are 1-1/2" x 2" rectangular tubing; full length accessory tray is 2-1/2" wide
- Moves easily on carpet casters and can be stacked to conserve space
- Available with markerboard or chalkboard one side with Tan Cork on the opposite side



DELUXE TWO-SIDED MOBILE BOARD

NUMBER	DESCRIPTION	SIZE (HXW)	WEIGHT
48LW	White LCS Both Sides	4' x 6'	135 lbs.
48-8LW		4' x 8'	180 lbs.
48VG	Green Vitracite Both Sides	4' x 6'	135 lbs.
48-8VG		4' x 8'	180 lbs.
48VB	Black Vitracite Both Sides	4' x 6'	135 lbs.
48-8VB		4' x 8'	180 lbs.

FEATURES:

- White LCS markerboard or Green or Black Vitracite chalkboard
- Double-sided panel is mounted on heavy, rigid aluminum standards (panel does not revolve)
- Upright posts and cross pieces are 1-1/2" x 2" rectangular tubing; full length accessory tray is 2-1/2" wide
- Moves easily on carpet casters and can be nested to conserve space

PREMIERE SERIES REVERSIBLE MOBILE BOARD

NUMBER	DESCRIPTION	SIZE (HXW)	WEIGHT
LCS56	White LCS Both Sides	4' x 6'	100 lbs.
LCS55		3'6" x 5'	75 lbs.
LCS155		3' x 4'	50 lbs.
LCS69	White LCS / Tan Cork	4' x 6'	100 lbs.
LCS67		3'6" x 5'	75 lbs.
LCS167		3' x 4'	50 lbs.
MLC56	White MLC Both Sides	4' x 6'	70 lbs.
MLC55		3'6" x 5'	60 lbs.
MLC155		3' x 4'	40 lbs.
MLC69	White MLC / Tan Cork	4' x 6'	70 lbs.
MLC67		3'6" x 5'	60 lbs.
MLC167		3' x 4'	50 lbs.
60V	Green Vitracite Both Sides	4' x 6'	100lbs.
61V		3'6" x 5'	75lbs.
50V		3' x 4'	50lbs.
62V	Black Vitracite Both Sides	4' x 6'	100lbs.
63V		3'6" x 5'	75lbs.
52V		3' x 4'	50lbs.
60VCC	Green Vitracite / Tan Cork	4' x 6'	100lbs.
61VCC		3'6" x 5'	75lbs.
50VCC		3' x 4'	50lbs.
62VCC	Black Vitracite / Tan Cork	4' x 6'	100lbs.
63VCC		3'6" x 5'	75lbs.
52VCC		3' x 4'	50lbs.


FEATURES:

- Porcelain enamel steel dry-erase markerboard (LCS) or chalkboard (Vitracite), MLC non-magnetic melamine markerboard, or a combination of writing surface one side with Tan Nucork on the other side
- Substantially constructed with satin anodize aluminum frame
- Panel revolves horizontally, metal locking device holds board at desired angle
- Floor glides included

OPTIONS:

- Swivel casters – 2 locking and 2 non-locking casters, or 4 non-locking casters

DELUXE MOBILE BOARDS: WOOD FRAME



PREMIERE SERIES REVERSIBLE MOBILE BOARD

NUMBER	DESCRIPTION	SIZE (HxW)	WEIGHT
LCS54	White LCS Both Sides	4' x 6'	100 lbs.
LCS53		3'6" x 5'	75 lbs.
LCS153		3' x 4'	50 lbs.
LCS59	White LCS / Tan Cork	4' x 6'	100 lbs.
LCS58		3'6" x 5'	75 lbs.
LCS158		3' x 4'	50 lbs.
MLC54	White MLC Both Sides	4' x 6'	70 lbs.
MLC53		3'6" x 5'	60 lbs.
MLC153		3' x 4'	40 lbs.
MLC59	White MLC / Tan Cork	4' x 6'	70 lbs.
MLC58		3'6" x 5'	60 lbs.
MLC158		3' x 4'	50 lbs.
D2GV	Green Vitracite Both Sides	4' x 6'	100 lbs.
D1GV		3'6" x 5'	75 lbs.
D3GV		3' x 4'	50 lbs.
D2BV	Black Vitracite Both Sides	4' x 6'	100 lbs.
D1BV		3'6" x 5'	75 lbs.
D3BV		3' x 4'	50 lbs.
DC15T	Tan Cork / Tan Cork	4' x 6'	70 lbs.
DC13T		3' x 4'	45 lbs.
DC12GV	Green Vitracite / Tan Cork	4' x 6'	100 lbs.
DC10GV		3'6" x 5'	75 lbs.
DC12BV	Black Vitracite / Tan Cork	4' x 6'	100 lbs.
DC10BV		3'6" x 5'	75 lbs.

FEATURES:

- Writing surface can be porcelain enamel steel dry-erase markerboard (LCS) or chalkboard (Vitracite), MLC non-magnetic melamine markerboard, or a combination of your choice of writing surface one side with Tan Nucork on the other side
- Substantially constructed with Natural Oak finish frame
- Panel revolves horizontally; metal locking device holds board at desired angle
- Floor glides included

OPTIONS:

- Natural Oak finish; for Medium or Dark finish Oak, or for other woods and finishes, see page 79
- Swivel casters – For 2 locking and 2 non-locking casters, or 4 non-locking casters

M SERIES NON-REVERSIBLE MOBILE BOARD

NUMBER	DESCRIPTION	SIZE (HxW)	WEIGHT
MB14L	White LCS/Tan Cork	4' x 6'	95 lbs.
MC16	Tan Cork Both Sides	4' x 6'	65 lbs.

FEATURES:

- Double sided M Series has white porcelain LCS Markerboard one side; Tan Cork tackboard other or Tan Cork both sides
- Natural Oak finish frame and standards
- Floor glides included

OPTIONS:

- Swivel casters – For 2 locking and 2 non-locking casters or 4 non-locking casters
- Medium or Dark Oak finish available on request

QUICK SHIP
EXTENSIVE PRODUCT SELECTION
AVAILABLE FROM SIX DIFFERENT
LOCATIONS

DELIVERY INFORMATION:

Freight Class 85.

EASELS

UTILITY EASELS: ALUMINUM & WOOD FRAME



Optional Carrying Case

105 SERIES UTILITY EASEL



186 SERIES EASEL



57 SERIES PORTABLE LECTURE BOARD

NUMBER	SIZE (HXW)	WEIGHT
LCS105	29"x40"	30 lbs.
MLC105	29"x40"	24 lbs.

FEATURES:

- White LCS porcelain enamel steel magnetic markerboard or white MLC Melamine, non-magnetic markerboard writing surface
- Extruded aluminum legs lock; unlock and fold into the channel frame when unit is closed. Lightweight, portable aluminum easel folds flat for storage or carrying
- Storage box and hinged clamps for holding paper pads; accessory tray for markers, eraser or index cards
- 4 Assorted LCS markers and one felt eraser

OPTIONS:

- 105PD Easel Pads 27" x 34", punched 17-1/2" on center – 50 sheets per pad – 4 pads per carton
- 105RS Easel Pads, same as above, except ruled with 1" squares in light blue
- 133 Brown Vinyl Carrying Case for 105 Easels
- Optional round corner design or optional wood frame

NUMBER	SIZE (HXW)	WEIGHT
LCS186	24"x36"	24 lbs.
MLC186	24"x36"	18 lbs.

FEATURES:

- Lightweight easel with choice of white LCS porcelain enamel steel magnetic markerboard or white MLC Melamine, non-magnetic markerboard writing surface
- Writing surface is 27" from floor
- 2 LCS markers and one felt eraser



MLC405 PRESENTATION EASEL

NUMBER	SIZE (HXW)	WEIGHT
MLC405	35" x 28"	12 lbs.

FEATURES:

- Lightweight aluminum easel with white MLC Melamine markerboard
- Telescoping legs with three height adjustments – from 36" for table top use – to 72"
- Spring-loaded chart clamp holds paper pads for flipchart use
- 4 Assorted LCS markers and one felt eraser

OPTIONS:

- Easel Pads 27" x 34", punched 17-1/2" on center – 50 sheets per pad – 4 pads per carton

NUMBER	SIZE (HXW)	WEIGHT
LCS57	24"x28"	27lbs.

FEATURES:

- Invaluable for meetings and conferences
- White LCS porcelain enamel steel writing surface has aluminum frame
- Hinged clamp provided for holding paper pads
- Lightweight and easily carried, easel folds back and locks in place
- 2 LCS markers and one felt eraser

OPTIONS:

- 57PD white unruled 22" x 27" paper pads – 50 sheets per pad, 4 pads per carton



145 SERIES REVERSIBLE EASEL

NUMBER	SIZE (HXW)	WEIGHT
MLC145	36"x27"	25 lbs.

FEATURES:

- White MLC Melamine markerboard writing surface both sides
- Black anodized frame
- Spring-loaded flipchart holder and full-length marker tray
- Height and angle easily adjustable; markerboard tilts to horizontal for use as a table or drawing board
- 4 assorted LCS markers and one felt eraser

OPTIONS:

- Easel Pads 27" x 34", punched 17-1/2" on center – 50 sheets per pad – 4 pads per carton

DELIVERY INFORMATION:

All items on this page ship UPS

SLIDING UNITS

HORIZONTAL AND VERTICAL SLIDING UNITS – CUSTOM-BUILT TO MEET YOUR NEEDS – OFFER IDEAL VISUAL COMMUNICATION SOLUTIONS WHEN LARGE VISUAL DISPLAY SURFACES ARE REQUIRED BUT SPACE IS LIMITED. SLIDING UNITS PROVIDE OPTIMUM DISPLAY SURFACES WITHIN EASY REACH OF THE INSTRUCTOR / MODERATOR FOR TEACHING, CONFERENCES, AND TRAINING. CONSTRUCTED WITH PANELS THAT SLIDE FROM SIDE TO SIDE OR TOP TO BOTTOM, DOUBLING, TRIPLING, OR EVEN QUADRUPLING AVAILABLE SPACE. SLIDING PANELS AND BACK PANELS CAN BE MARKERBOARD, CHALKBOARD, TACKBOARD, PROJECTION SURFACES, OR ANY COMBINATION OF DISPLAY SURFACES. HEAVY-DUTY ALUMINUM HOUSING AND SLIDING PANEL FRAMES IN SATIN ANODIZE, COLOR ANODIZE OR POWDER COAT FINISHES.

HORIZONTAL SLIDING UNIT:



HORIZONTAL SLIDING UNITS

NUMBER	SIZE (HXW)
HS46	4' x 6'
HS48	4' x 8'
HS410	4' x 10'
HS412	4' x 12'
HS414	4' x 14'
HS416	4' x 16'
HS420	4' x 20'
HS424	4' x 24'

Specify number of tracks after model #: -2 for 2-track, -3 for 3 track and -4 for 4 track

FEATURES:

- Sliding panels are top suspended and glide easily over aluminum track on nylon rollers
- Standard installations consist of sliding panels and fixed back panel (2 track units up to 12' have 2 sliding panels; 14' has 3; and 16' to 24' units have four)
- 3 and 4-track units have one sliding panel per track. Panels cover approximately one-half of the unit
- 2-track units weigh approximately 6-1/2 lbs. per sq. ft., 4-track units weigh approximately 11-1/2 lbs. per sq. ft.
- Porcelain enamel steel markerboard sliding panels and back panel; satin anodize finish aluminum frame and housing

OPTIONS:

- Vitracite chalkboard
- Claridge cork, Hook-Fab, Designer Fabric, Fabricork or Tan Nucork tackable surfaces
- Glass beaded projection screen
- Units with no back panel
- Medium or Dark Bronze anodize finish in lieu of satin
- Powder Coat finish
- Extra sliding panels available
- Motor operated Horizontal sliding units

DELIVERY INFORMATION:

Freight Class 70.

MOTOR OPERATED VERTICAL SLIDING UNIT: THINLINE VERTICAL SLIDING UNIT:



MOTOR OPERATED VERTICAL SLIDING UNITS

NUMBER	SIZE (HXW)
410MO	10' x 4'
510MO	10' x 5'
610MO	10' x 6'
810MO	10' x 8'
1010MO	10' x 10'
1210MO	10' x 12'
1410MO	10' x 14'
1610MO	10' x 16'

Specify number of sliding panels after model #: -1 for 1 sliding panel; -2 for 2 sliding panels or -3 for 3 sliding panels

- FEATURES:**
- Panels slide from the floor to the top of the unit. (With optional kick panel, sliding panels can be concealed when in down position, leaving the entire rear wall surface exposed.)
 - Panels attach to counterweights to eliminate racking
 - Counter-balanced panels operate over ball bearing neoprene rollers to eliminate all binding, side sway and noise
 - Housing and all trim are heavy-gauge extruded aluminum in satin anodize finish
 - Ideal for heavy use areas, sliding panels are 7/8" thick; two panel housing is 6-1/2" deep; face is 4" wide
 - Balanced, lightweight panel construction safeguards against warpage. Provides needed rigidity and eliminates to and fro movement when panels are in use.
 - Vertical sliding units are fitted, assembled and erected on a test panel at the factory before shipping. Components are clearly marked for easy reassembly on the job
 - Porcelain enamel steel markerboard sliding panels and back panel; satin anodize finish aluminum frame and housing

- OPTIONS:**
- Approved shop drawings required.
 - Vitracite chalkboard
 - Claridge cork, Designer Fabric, Fabricork, Hook-Fab, or Tan Nucork tackable surfaces
 - Projection screen, flexible matte white
 - Units with no back panel
 - Medium or Dark Bronze Anodize finish in lieu of satin anodize
 - Powder Coat finish
 - Kick panels Fabricork or low-pressure laminate in oak or walnut grain
 - Wireless Remote Control for 1- and 2-sliding panel motorized vertical sliding units
 - Manually operated Vertical Sliding Units



THINLINE VERTICAL SLIDING UNITS

NUMBER	SIZE (HXW)
WALL MOUNTED	
TW84	8' x 4'
TW85	8' x 5'
TW86	8' x 6'
TW88	8' x 8'
TW810	8' x 10'
TW812	8' x 12'

FLOOR MOUNTED	
T104	10' x 4'
T105	10' x 5'
T106	10' x 6'
T108	10' x 8'
T1010	10' x 10'
T1012	10' x 12'

Specify number of sliding panels after model #: -1 for 1 sliding panel; -2 for 2 sliding panels or -3 for 3 sliding panels

- FEATURES:**
- Sliding panels are counter-balanced by lead weights to eliminate racking; panels move smoothly over roller bearing sheaves in the channel guides
 - Maximum travel of sliding panel is approximately equal to panel's overall height
 - Housing and trim are satin anodized aluminum
 - Two-panel housing is 4-7/8" deep; face is 2-5/8" wide
 - Porcelain enamel steel markerboard sliding panels and back panel; satin anodize finish aluminum frame and housing

- OPTIONS:**
- Approved shop drawings required
 - Vitracite chalkboard
 - Claridge cork, Designer Fabric, Fabricork, Hook-Fab, or Tan Nucork tackable surfaces
 - Projection screen, flexible matte white
 - Medium or Dark Bronze Anodize finish
 - Powder Coat finish
 - Kick panels Fabricork, or low-pressure laminate in oak or walnut grain

DELIVERY INFORMATION:
Freight Class 70.

MODULAR BOARD SYSTEMS



MOD1 – COMBINATION UNITS

NUMBER	PANEL	SIZE (HXW)	WEIGHT
MOD1V-4	Vitracite/Cork	4' x 4'	44 lbs.
MOD1V-6	Vitracite/Cork	4' x 6'	60 lbs.
MOD1V-8	Vitracite/Cork	4' x 8'	80 lbs.
MOD1L-4	LCS/Cork	4' x 4'	44 lbs.
MOD1L-6	LCS/Cork	4' x 6'	60 lbs.
MOD1L-8	LCS/Cork	4' x 8'	80 lbs.

FEATURES:

- 36" Markerboard or Chalkboard with 12" Tackboard above; satin anodize aluminum trim



MOD2 – MARKERBOARD OR CHALKBOARD UNITS

NUMBER	PANEL	SIZE (HXW)	WEIGHT
MOD2V-3	Vitracite	3' x 4'	33 lbs.
MOD2V-4	Vitracite	4' x 4'	44 lbs.
MOD2V-6	Vitracite	4' x 6'	60 lbs.
MOD2V-8	Vitracite	4' x 8'	80 lbs.
MOD2L-3	LCS	3' x 4'	33 lbs.
MOD2L-4	LCS	4' x 4'	44 lbs.
MOD2L-6	LCS	4' x 6'	60 lbs.
MOD2L-8	LCS	4' x 8'	80 lbs.

FEATURES:

- Map rail, tray and trim are satin anodize aluminum

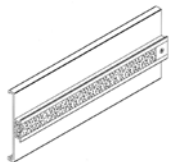


MOD3 – BULLETIN BOARDS

NUMBER	PANEL	SIZE (HXW)	WEIGHT
†MOD3C-3	Claridge Cork	3' x 4'	36 lbs.
MOD3C-4	Claridge Cork	4' x 4'	48 lbs.
MOD3C-6	Claridge Cork	4' x 6'	32 lbs.
MOD3C-8	Claridge Cork	4' x 8'	96 lbs.
†MOD3F-3	Fabricork	3' x 4'	15 lbs.
MOD3F-4	Fabricork	4' x 4'	20 lbs.
MOD3F-6	Fabricork	4' x 6'	30 lbs.
MOD3F-8	Fabricork	4' x 8'	40 lbs.
†MOD3D-3	Designer Fabric	3' x 4'	15 lbs.
MOD3D-4	Designer Fabric	4' x 4'	20 lbs.
MOD3D-6	Designer Fabric	4' x 6'	30 lbs.
MOD3D-8	Designer Fabric	4' x 8'	40 lbs.

FEATURES:

- Tackboard has satin anodize aluminum trim



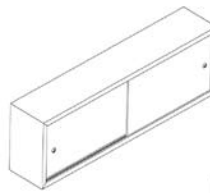
MOD5 – Utility Rail



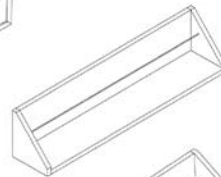
MOD4 – Tack Strip



MOD6 – Peg Board



MOD8 – Storage Cabinet



MOD9 – Magazine Rack



MOD10 – Bookshelf

MODULAR BOARDS

NUMBER	SIZE (HXW)	WEIGHT
†MOD4	16" x 48"	18 lbs.
†MOD5	3" x 48" x 1"	4 lbs.
MOD6	48" x 48"	34 lbs.

FEATURES:

- MOD4 tack bulletin board with aluminum trim
- MOD5 aluminum utility rail. Accepts map hooks, roller brackets and flag holders
- MOD6 pegboard. Holes punched 1" O.C. Aluminum trim

MODULAR SHELVING

NUMBER	SIZE (HXWxD)	WEIGHT
MOD8	12" x 48" x 7"	24 lbs.
†MOD9	8" x 48" x 7"	17 lbs.
†MOD10	5" x 48" x 7"	17 lbs.

FEATURES:

- MOD8 – Wall cabinet constructed of 3/4" natural finish red oak with plywood back; sliding doors
- MOD9 – Magazine rack is 3/4" natural finish red oak. 1/4" aluminum rod full length; supports magazine in either sloping or vertical position
- MOD10 – Bookshelf is 3/4" natural finish red oak


MOD11 – 6' ALUMINUM WALL STANDARDS

NUMBER	DESCRIPTION	WEIGHT PER LIN. FT.
†MOD11S	Single	1 lb.
†MOD11D	Double	1 lb.

FEATURES:

- Single and double slotted standards – 6'0"
- Fasten directly to the wall on 4'0" centers
- Standards are normally erected 14" from floor

Note: Order one standard more than NUMBER of units to be placed end to end. Example: If three units are to be grouped, order four standards.



BULLETIN & DIRECTORY CABINETS

GLASS ENCLOSED, OPEN FACE, WALL-HUNG OR FREESTANDING, BULLETIN AND DIRECTORY BOARD CABINETS PROVIDE AN AVENUE FOR INFORMATION WHEREVER IT IS NEEDED. GIVE DIRECTIONS. DISPLAY PHOTOS OR ARTWORK. UPDATE ANNOUNCEMENTS OR DETAILS DAILY. SELECT A TACKABLE BACK PANEL IN A COORDINATING OR COMPLEMENTARY COLOR FOR POSTING BULLETINS OR A GROOVED VINYL OR FELT BACK PANEL FOR USE WITH DIRECTORY LETTERS. AVAILABLE IN WOOD AND ALUMINUM FRAMES.

IMPERIAL SERIES DIRECTORY AND BULLETIN BOARD:



IMPERIAL SERIES DIRECTORY CABINETS



IMPERIAL SERIES BULLETIN BOARD CABINETS



IMPERIAL SERIES COMBINATION DIRECTORY AND BULLETIN BOARD

NUMBER	SIZE (HXW)	WEIGHT
280VF	36" x 48"	80 lbs.
281VF	36" x 60"	100 lbs.
282VF	36" x 72"	120 lbs.
283VF	48" x 60"	135 lbs.
284VF	48" x 72"	160 lbs.
WITH HEADER PANEL:		
285VF	36" x 48"	80 lbs.
286VF	36" x 60"	100 lbs.
287VF	36" x 72"	120 lbs.
288VF	48" x 60"	135 lbs.
289VF	48" x 72"	160 lbs.

- FEATURES:**
- Constructed of heavy-gauge satin anodized aluminum
 - Directory back panels are grooved felt or vinyl. See page 41 for color selections
 - Two sliding 3/16" tempered glass doors with finger pulls and flat key tumbler lock
 - Cabinets are 3-1/4" O.A.; inside depth is 1-1/2"
 - Z-Bar hangers

- OPTIONS:**
- Medium or Dark Bronze Anodize finish in lieu of Satin Anodize
 - Powder Coat finish in lieu of Satin Anodize
 - Roman Style Directory Letters (see page 67 for sizes available)
 - Fluorescent lights

NUMBER	SIZE (HXW)	WEIGHT
294	36" x 48"	80 lbs.
295	36" x 60"	100 lbs.
296	36" x 72"	120 lbs.
297	48" x 60"	135 lbs.
298	48" x 72"	160 lbs.
WITH HEADER PANEL:		
300	36" x 48"	80 lbs.
301	36" x 60"	100 lbs.
302	36" x 72"	120 lbs.
303	48" x 60"	135 lbs.
304	48" x 72"	160 lbs.

- FEATURES:**
- Constructed of heavy-gauge satin anodized aluminum
 - Tackable back panels in Claridge Cork, Fabricork, Designer Fabric, or Hook-Fab. See page 17 for color selections
 - 6" Translucent plexiglas header panel (Specify name to be furnished on header.)
 - Two sliding 3/16" tempered glass doors with finger pulls and flat key tumbler lock
 - Cabinets are 3-1/4" O.A.; inside depth is 1-1/2"
 - Z-Bar hangers

- OPTIONS:**
- Medium or Dark Bronze Anodize finish in lieu of Satin Anodize
 - Powder Coat finish in lieu of Satin Anodize
 - Fluorescent lights

NUMBER	SIZE (HXW)	WEIGHT
290VF	36" x 48"	80 lbs.
291VF	36" x 60"	100 lbs.
292VF	48" x 60"	135 lbs.
293VF	48" x 72"	160 lbs.

- FEATURES:**
- Constructed of heavy-gauge satin anodized aluminum; combination units have a narrow H-bar divider between the letter panel and the bulletin board panel
 - Tackable back panels can be Claridge Cork, Fabricork, Designer Fabric, or Hook-Fab. See page 17 for color selections
 - Directory back panels are grooved felt or vinyl. See page 41 for color selections
 - Two sliding 3/16" tempered glass doors with finger pulls and flat key tumbler lock
 - Bulletin and Directory Cabinets are 3-1/4" O.A.; inside depth is 1-1/2"
 - Z-Bar hangers

- OPTIONS:**
- Medium or Dark Bronze Anodize finish in lieu of Satin Anodize
 - Powder Coat finish in lieu of Satin Anodize
 - Roman Style Directory Letters (see page 67 for sizes available)
 - Fluorescent lights

DELIVERY INFORMATION:

Freight Class 100.

CABINETS AND CASES: ALUMINUM FRAME



REVERE SERIES BULLETIN BOARD CABINET



541 & 544 DIRECTORY CABINET

NUMBER	DOORS	SIZE (HxW)	WEIGHT
†3520B	1	3' x 2'	36 lbs.
†3620B	1	3' x 2'6"	45 lbs.
3720B	1	3'6" x 2'6"	49 lbs.
3820B	1	3' x 3'	50 lbs.
3920B	1	3'6" x 3'	58 lbs.
U4120B	2	3' x 4'	66 lbs.
U4020B	2	4' x 4'	88 lbs.
4220B	2	3'6" x 5'	96 lbs.
4320B	2	4' x 5'	110 lbs.
U4420B	2	4' x 6'	144 lbs.
4520B	3	4' x 7'	218 lbs.
4620B	4	4' x 8'	248 lbs.
4820B	4	4' x 10'	310 lbs.
5020B	4	4' x 12'	372 lbs.

Specify tackable surface after model #: N for Tan Nucork and CC for Claridge Cork, D for Designer fabric; F for Fabricork; H for Hook-fab.

FEATURES:

- Tackable back panels in Tan Nucork, Claridge Cork, Fabricork, Designer Fabric, or Hook-Fab. See page 17 for color selections
- Constructed with 1" x 3" hollow tube perimeter in satin anodize finish
- Cabinets have hinged door(s) with 3/16" tempered glass, continuous piano-type hinges and flat key tumbler locks
- Dimensions given are overall, including trim and housing; inside depth is 1-3/4"
- Z-bar hangers

OPTIONS:

- Fluorescent lights
- Medium or Dark Bronze Anodize finish in lieu of Satin Anodize
- Powder Coat finish in lieu of Satin Anodize
- Round corner design in lieu of square corners
- Intermediate sizes available
- Heights over 4' (4'6" maximum recommended)
- Recess installation – provide exact (finished) opening measurements into which the unit will be placed. Cabinets made 1/2" smaller in each direction for easy fit

NUMBER	DOORS	SIZE (HxW)	WEIGHT
†541VF	1	24" x 36"	45 lbs.
†541AVF	1	30" x 36"	56 lbs.
541BVF	1	30" x 42"	62 lbs.
541CVF	1	36" x 36"	68 lbs.
541DVF	1	36" x 42"	80 lbs.
544AVF	2	36" x 48"	80 lbs.
544BVF	2	36" x 60"	100 lbs.
544CVF	2	48" x 60"	120 lbs.
544DVF	3	48" x 72"	150 lbs.

FEATURES:

- Directory Cabinets have vinyl or felt back panels, grooved on 1/4" centers. See page 41 for color selections
- Constructed with 1" x 3" hollow tube perimeter in satin anodize finish
- Cabinets have hinged door with 3/16" tempered glass, continuous piano-type hinges and flat key tumbler lock
- Dimensions given are overall, including trim and housing; inside depth is 1-3/4"
- Z-bar hangers

OPTIONS:

- Fluorescent lights
- Medium or Dark Bronze Anodize finish in lieu of Satin Anodize
- Powder Coat finish in lieu of Satin Anodize
- Roman style directory letters

DELIVERY INFORMATION:

†Can Ship UPS.
Freight Class 100.

CABINETS: ALUMINUM FRAME



CLASSIC SERIES BULLETIN BOARD CABINET

NUMBER	DOORS	SIZE (HXW)	WEIGHT
†1021	1	3' x 2'	45 lbs.
†1022	1	3' x 3'	64 lbs.
1023	2	3' x 4'	86 lbs.
1024	2	4' x 4'	116 lbs.
1025	2	4' x 5'	148 lbs.
1026	2	4' x 6'	178 lbs.
1027	3	4' x 7'	203 lbs.
1028	4	4' x 8'	232 lbs.
1029	4	4' x 10'	290 lbs.
1030	4	4' x 12'	348 lbs.

FEATURES:

- Radius edge cabinet is constructed of 1-1/2" x 3" hollow tube perimeter trim with satin anodize finish; inside depth is 1-3/4"
- Tackable back panels can be Claridge Cork, Fabricork, Designer Fabric, or Hook-Fab. See page 17 for color selections
- 3/16" tempered glass doors have continuous hinges and flat key tumbler locks
- Z-bar hangers

OPTIONS:

- Fluorescent lights
- Medium or Dark Bronze Anodize finish in lieu of Satin Anodize
- Powder Coat finish in lieu of Satin Anodize



LARGE CONTEMPORARY SERIES BULLETIN BOARD CABINET

NUMBER	DOORS	SIZE (HXW)	WEIGHT
3" HOUSING			
2153-3	1	5' x 3'	180 lbs.
2156-3	2	5' x 6'	300 lbs.
2164-3	1	6' x 4'	250 lbs.
2168-3	2	6' x 8'	500 lbs.
4" HOUSING			
2153-4	1	5' x 3'	180 lbs.
2156-4	2	5' x 6'	300 lbs.
2164-4	1	6' x 4'	250 lbs.
2168-4	2	6' x 8'	500 lbs.

FEATURES:

- Heavy-gauge rectangular aluminum housing with satin anodize finish in 1-1/2" x 3" or 1-3/4" x 4"; inside depth of 3" cabinet is 1-3/4"; inside depth of 4" cabinet is 2-3/4"
- Mitered comers are reinforced for rigidity
- Tackable back panels in Claridge Cork, Fabricork, Designer Fabric, or Hook-Fab. See page 17 for color selections
- Locking tempered glass doors are hung on piano hinges
- Continuous angle hangers furnished for top and bottom
- Surface or recess installed (When ordering for recess installation, provide exact (finished) opening measurements into which the unit will be placed. Cabinet will be made 1/2" smaller in each direction for easy fit.)

OPTIONS:

- Fluorescent lights (one required per door), Lights not available in 3" case
- Medium or Dark Bronze Anodize finish in lieu of Satin Anodize
- Powder Coat finish in lieu of Satin Anodize



548 OUTDOOR DIRECTORY CABINET

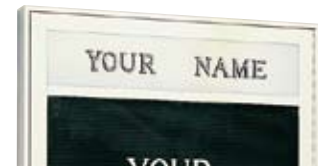
NUMBER	SIZE (HXW)	WEIGHT
†548	24" x 18"	30 lbs.
†548B	36" x 24"	58 lbs.
†548C	24" x 36"	58 lbs.
†548F	36" x 36"	75 lbs.
548G	42" x 36"	86 lbs.

FEATURES:

- Weatherproof perimeter trim is 1-1/2" x 3" heavy-gauge rectangular aluminum with satin anodize finish; inside depth is 1-3/4"
- Corners and joints are weather-sealed
- Rust-proof steel weather-tight back
- Directory back panel furnished in vinyl, grooved on 1/4" centers; see page 41 for color selection. (Note: Because of a tendency to fade in the sunlight, we do not recommend using black felt on outdoor directories. We recommend vinyl.)
- 3/16" tempered glass door with piano hinge and flat key tumbler lock
- Z-bar hangers

OPTIONS:

- Medium or Dark Bronze Anodize finish in lieu of Satin Anodize
- Powder Coat finish in lieu of Satin Anodize
- Roman-style directory letters



EPH HEADER PANEL

NUMBER
EPH
FEATURES:

- Optional 6" Plexiglas header panel available on most hinged door cabinets
- Includes six letters per foot; sold in 6" increments.

Note: A separate header panel is furnished above each door on cabinets with more than one opening.

DELIVERY INFORMATION:

†Can Ship UPS.
Freight Class 70..

CABINETS: ALUMINUM FRAME



CONTEMPORARY BULLETIN BOARD CABINETS

NUMBER	DOORS	SIZE (HXW)	WEIGHT
HINGED DOOR			
†2035	1	3' x 2'	36 lbs.
†2036	1	3' x 2'6"	45 lbs.
†2037	1	3' x 3'	54 lbs.
2038	1	3'6" x 2'6"	53 lbs.
2039	1	3'6" x 3'	63 lbs.
2040	2	4' x 4'	96 lbs.
2041	2	3' x 4'	72 lbs.
2042	2	3'6" x 5'	105 lbs.
2043	2	4' x 5'	120 lbs.
2044	2	4' x 6'	144 lbs.
2045	3	4' x 7'	224 lbs.
2046	4	4' x 8'	256 lbs.
2048	4	4' x 10'	320 lbs.
2050	4	4' x 12'	384 lbs.

SLIDING DOOR			
†2035S	1	3' x 2'	36 lbs.
†2036S	1	3' x 2'6"	45 lbs.
†2037S	1	3' x 3'	54 lbs.
2038S	1	3'6" x 2'6"	53 lbs.
2039S	1	3'6" x 3'	63 lbs.
2040S	2	4' x 4'	96 lbs.
2041S	2	3' x 4'	72 lbs.
2042S	2	3'6" x 5'	105 lbs.
2043S	2	4' x 5'	120 lbs.
2044S	2	4' x 6'	144 lbs.
2045S	2	4' x 7'	224 lbs.
2046S	4*	4' x 8'	256 lbs.
2048S	4*	4' x 10'	320 lbs.
2050S	4*	4' x 12'	384 lbs.



CONTEMPORARY BULLETIN BOARD CABINETS WITH HEADER PANEL

NUMBER	DOORS	SIZE (HXW)	WEIGHT
HINGED DOOR			
†3035H	1	3' x 2'	36 lbs.
†3036H	1	3' x 2'6"	45 lbs.
†3037H	1	3' x 3'	54 lbs.
3038H	1	3'6" x 2'6"	53 lbs.
3039H	1	3'6" x 3'	63 lbs.
3040H	2	4' x 4'	96 lbs.
3041H	2	3' x 4'	72 lbs.
3042H	2	3'6" x 5'	105 lbs.
3043H	2	4' x 5'	120 lbs.
3044H	2	4' x 6'	144 lbs.
3045H	3	4' x 7'	224 lbs.
3046H	4	4' x 8'	256 lbs.
3048H	4	4' x 10'	320 lbs.
3050H	4	4' x 12'	384 lbs.

SLIDING DOOR			
†3035S	1	3' x 2'	36 lbs.
†3036S	1	3' x 2'6"	45 lbs.
†3037S	1	3' x 3'	54 lbs.
3038S	1	3'6" x 2'6"	53 lbs.
3039S	1	3'6" x 3'	63 lbs.
3040S	2	4' x 4'	96 lbs.
3041S	2	3' x 4'	72 lbs.
3042S	2	3'6" x 5'	105 lbs.
3043S	2	4' x 5'	120 lbs.
3044S	2	4' x 6'	144 lbs.
3045S	2	4' x 7'	224 lbs.
3046S	4*	4' x 8'	256 lbs.
3048S	4*	4' x 10'	320 lbs.
3050S	4*	4' x 12'	384 lbs.

Note: 6" Translucent plexiglas header panel; specify name

*Sliding door units with more than 2 doors will have mullion(s)

FEATURES:

- Perimeter trim is 1-1/2" x 3" heavy-gauge rectangular aluminum with satin anodize finish; inside depth is 1-3/4"
- Tackable back panels can be Claridge Cork, Fabricork, Designer Fabric or Hook-Fab; see page 17 for color selections
- 3/16" tempered sliding glass doors have ground-in finger pulls; hinged doors are hung on piano hinges. Both have flat key tumbler locks
- Z-bar hangers for surface mounting
- Dimensions are overall, including trim

Note: Recessed installation is optional. If required, provide finished opening measurements into which the unit will be placed. Cabinet will be made 1/2" smaller in each direction for easy fit.

OPTIONS:

- Medium or Dark Bronze Anodize finish in lieu of Satin Anodize
- Powder Coat finish in lieu of Satin Anodize
- Cabinets with 4" housing in lieu of 3"
- Weatherproofing on hinged door cabinets
- Fluorescent Lights
- Grooved Vinyl or Felt Directory panel in lieu of tackable panel
- Intermediate sizes available
- Heights over 4' (4'6" maximum recommended)

CPR

EXPRESS SHIPPING IN TWO
WEEKS; URGENT SHIPPING IN
ONE WEEK – GUARANTEED

DELIVERY INFORMATION:

†Can Ship UPS.
Freight Class 100.

DIRECTORY AND BULLETIN BOARD CABINETS: ALUMINUM



RIVAL BULLETIN BOARD CABINET (SHOWN WITH OPTIONAL BRONZE ANODIZE FINISH)

NUMBER	SIZE (HxW)	WEIGHT
†363	24" x 18"	25 lbs.
†365	36" x 24"	40 lbs.
†366	36" x 30"	45 lbs.
367	42" x 30"	60 lbs.

- FEATURES:
- Tan Nucork tackable back panel
 - Cabinet has satin anodize finish aluminum frame; outside depth is 1-15/16"; inside depth 3/4"
 - 3/16" tempered glass door with piano-type hinge and flat key tumbler lock
 - Z-bar hangers
- OPTIONS:
- Medium or Dark Bronze Anodize finish in lieu of Satin Anodize
 - Powder Coat finish in lieu of Satin Anodize



440 AND 441 DIRECTORY CABINETS

NUMBER	SIZE (HxW)	WEIGHT
†440AVF	20" x 30"	40 lbs.
440EVF	42" x 30"	70 lbs.
†441BVF	24" x 18"	28 lbs.
†441CVF	30" x 20"	35 lbs.
†441EVF	36" x 24"	48 lbs.
441GVF	48" x 36"	96 lbs.

- FEATURES:
- Felt or vinyl back panel grooved on 1/4" centers; see page 41 for directory colors
 - Cabinet has satin anodize finish aluminum frame; outside depth is 1-15/16"; inside depth 3/4"
 - 3/16" tempered glass door with piano-type hinge and flat key tumbler lock
 - Z-bar hangers
- OPTIONS:
- Medium or Dark Bronze Anodize finish in lieu of Satin Anodize
 - Powder Coat finish in lieu of Satin Anodize
 - See page 67 for Roman style letters and letter storage boxes



DELUXE BULLETIN BOARD CABINET

NUMBER	DOORS	SIZE (HxW)	WEIGHT
†1933	1	24" x 18"	25 lbs.
†1935	1	36" x 24"	40 lbs.
†1936	1	36" x 30"	45 lbs.
1938	1	42" x 30"	60 lbs.
1941	2	36" x 48"	66 lbs.
1942	2	42" x 60"	90 lbs.

- FEATURES:
- Tan Nucork back panel
 - Satin anodize aluminum frame; overall. depth 2"; inside depth 3/4"
 - 3/16" hinged tempered glass doors with locks
 - Z-bar hangers
- Note: Finished units are 1/8" larger in height and width than sizes shown.
- OPTIONS:
- Medium or Dark Bronze Anodize finish in lieu of Satin Anodize
 - Powder Coat finish in lieu of Satin Anodize

DELIVERY INFORMATION:

†Can Ship UPS.
Freight Class 100.

DIRECTORY AND BULLETIN BOARDS: ALUMINUM



UNIVERSAL COMBINATION BULLETIN BOARD AND DIRECTORY CABINETS



435 DIRECTORY CABINET



2300 ECONOMY BULLETIN OR DIRECTORY CABINET

NUMBER	DOORS	SIZE (HXW)	WEIGHT
ONE SIDE BULLETIN BOARD – ONE SIDE DIRECTORY			
1820	2	30" x 48"	80 lbs.
1821	2	36" x 48"	91 lbs.
1822	2	48" x 48"	108 lbs.
1823	2	42" x 60"	129 lbs.
1824	2	48" x 60"	145 lbs.
BOTH SIDES DIRECTORY			
1830	2	30" x 48"	80 lbs.
1831	2	36" x 48"	91 lbs.
1832	2	48" x 48"	108 lbs.
1833	2	42" x 60"	129 lbs.
1834	2	48" x 60"	145 lbs.
BOTH SIDES BULLETIN BOARD			
1840	2	30" x 48"	80 lbs.
1841	2	36" x 48"	91 lbs.
1842	2	48" x 48"	108 lbs.
1843	2	42" x 60"	129 lbs.
1844	2	48" x 60"	145 lbs.
DIRECTORY CENTER – BULLETIN BOARD BOTH SIDES			
1825	3	30" x 72"	148 lbs.
1826	3	36" x 72"	159 lbs.
1827	3	48" x 72"	177 lbs.
ALL OPENINGS DIRECTORY			
1835	3	30" x 72"	148 lbs.
1836	3	36" x 72"	159 lbs.
1837	3	48" x 72"	177 lbs.
ALL OPENINGS BULLETIN BOARD			
1845	3	30" x 72"	148 lbs.
1846	3	36" x 72"	159 lbs.
1847	3	48" x 72"	177 lbs.

FEATURES:

- Tackable back panels in Claridge Cork, Fabricork, Designer Fabric or Hook-Fab. See page 17 for color selections
- Felt and vinyl directory back panels are grooved on 1/4" centers; see page 41 for color selection.
- Frames and all structural members are satin anodize aluminum; overall cabinet depth is 3"; inside depth 1-15/16"
- 3/16" tempered glass doors with piano hinges and flat key tumbler locks
- Z-bar hangers

OPTIONS:

- Medium or Dark Bronze Anodize finish in lieu of Satin Anodize
- Powder Coat finish in lieu of Satin Anodize
- Fluorescent Lights
- See page 67 for Roman Style letters and letter boxes

NUMBER	SIZE (HXW)	WEIGHT
†435BVF	18" x 24"	28 lbs.
†435CVF	24" x 18"	28 lbs.
†435FVF	36" x 24"	40 lbs.
435HVF	42" x 30"	60 lbs.

FEATURES:

- Felt and vinyl directory back panels are grooved on 1/4" centers; see page 41 for color selection
- Satin anodize finish aluminum frame; outside depth is 1-3/8"; inside 7/32"
- 3/16" hinged tempered glass doors with lock
- Keyhole hangers

OPTIONS:

- Medium or Dark Bronze Anodize finish in lieu of Satin Anodize
- Powder Coat finish in lieu of Satin Anodize
- See page 67 for Roman Style letters and letter boxes

NUMBER	SIZE (HXW)	WEIGHT
TAN NUCORK BULLETIN BOARD		
†2300N	24" x 18"	18 lbs.
†2302N	36" x 24"	27 lbs.
†2303N	36" x 30"	34 lbs.
†2304N	42" x 30"	38 lbs.

VINYL/VELT DIRECTORY

†2300VF	24" x 18"	18 lbs.
†2302VF	36" x 24"	27 lbs.
†2303VF	36" x 30"	34 lbs.
†2304VF	42" x 30"	38 lbs.

FEATURES:

- Bulletin board cabinet has 1/2" Tan Nucork back panel; directory cabinet has felt or vinyl grooved on 1/4" center – see page 41 for color selection
- Satin anodized aluminum frame; housing is 2" deep; unit has 1" face and a 1-1/4" inside depth
- 1/8" hinged tempered glass door locking
- Unit mounted by screwing through back panel trim directly into wall (1-1/2" screws furnished)

OPTIONS:

- 1/8" Plexiglas, in lieu of tempered glass
- Medium or Dark Bronze Anodize finish in lieu of Satin Anodize
- Powder Coat finish in lieu of Satin Anodize
- See page 67 for Roman Style letters and letter boxes

DELIVERY INFORMATION:

†Can Ship UPS.
Freight Class 100..

DIRECTORY & BULLETIN BOARD CABINETS: WOOD



3070 WOOD FRAME BULLETIN BOARD CABINET

NUMBER	DOORS	SIZE (HxW)	WEIGHT
†3070	1	24" x 18"	20 lbs.
†3070A	1	30" x 20"	25 lbs.
†3070B	1	36" x 24"	30 lbs.
†3070C	1	36" x 30"	42 lbs.
†3070D	1	42" x 30"	50 lbs.

FEATURES:

- Tackable bulletin board back panel in Claridge Cork, Fabricork, Designer Fabric or Hook-Fab. See page 17 for color selection
- Mitered corner construction in natural, medium or dark oak finish. Specify finish
- 2" deep outside; 3/4" inside
- 3/16" tempered hinged glass door with flat key tumbler locks
- Keyhole hangers

OPTIONS:

- See page 79 for optional woods and finishes.



3080 WOOD FRAME BULLETIN BOARD CABINET

NUMBER	DOORS	SIZE (HxW)	WEIGHT
3080	2	36" x 48"	55 lbs.
3080A	2	48" x 48"	75 lbs.
3080B	2	42" x 60"	85 lbs.
3080C	2	48" x 60"	90 lbs.
3080D*	3	48" x 72"	110 lbs.

FEATURES:

- Tackable bulletin board back panel in Claridge Cork, Fabricork, Designer Fabric or Hook-Fab. See page 17 for color selection
- Mitered corner construction in natural, medium or dark oak finish. Specify finish
- 2" deep outside; 3/4" inside
- 3/16" tempered hinged glass doors with flat key tumbler locks
- Keyhole hangers

OPTIONS:

- See page 79 for optional woods and finishes.



3052 DIRECTORY CABINET

NUMBER	SIZE (HxW)	WEIGHT
†3052BVF	18" x 24"	20 lbs.
†3052CVF	24" x 18"	20 lbs.
†3052FVF	36" x 24"	30 lbs.
†3052HVF	42" x 30"	50 lbs.

FEATURES:

- Directory back panels available in felt and vinyl, grooved on 1/4" centers; see page 41 for color selection
- Mitered corner construction in natural, medium or dark oak finish. Specify finish
- 2" deep outside; 3/4" inside
- 3/16" tempered hinged glass door with flat key tumbler locks
- Keyhole hangers

OPTIONS:

- See page 79 for optional woods and finishes.



3054 DIRECTORY CABINET

NUMBER	DOORS	SIZE (HxW)	WEIGHT
3054AVF	2	48" x 48"	75 lbs.
3054BVF	2	36" x 48"	55 lbs.
3054CVF	2	36" x 60"	80 lbs.
3054DVF	2	48" x 60"	90 lbs.
3054EVF	3	48" x 72"	110 lbs.

FEATURES:

- Directory back panels in felt and vinyl, grooved on 1/4" centers; see page 41 for colors
- Mitered corner construction in natural, medium or dark oak finish. Specify finish
- 2" deep outside; 3/4" inside
- 3/16" tempered hinged glass doors
- Keyhole hangers

OPTIONS:

- See page 79 for optional woods and finishes



310 BULLETIN BOARD CABINET

NUMBER	SIZE (HxW)	WEIGHT
310	36" x 48"	78 lbs.
310A	36" x 60"	98 lbs.
310B	36" x 72"	118 lbs.
310C	48" x 60"	130 lbs.
310D	48" x 72"	156 lbs.

FEATURES:

- Tackable bulletin board back panels in Claridge Cork, Fabricork, Designer Fabric or Hook-Fab
- Constructed of Natural, Medium or Dark oak finish, cabinet has mitered corners; 3-1/4" deep outside; 1-1/4" inside
- Two 3/16" tempered sliding glass doors with heavy-duty locks
- Sliding glass door shoe, channel and track are extruded aluminum with bronze finish
- Z-bar hangers

Note: Overall height is approximately 3/16" larger than shown.

OPTIONS:

- See page 79 for optional woods and finishes
- Fluorescent lights



345 DIRECTORY CABINET

NUMBER	SIZE (HxW)	WEIGHT
345AVF	36" x 48"	84 lbs.
345BVF	36" x 60"	105 lbs.
345CVF	36" x 72"	126 lbs.
345DVF	48" x 60"	140 lbs.
345EVF	48" x 72"	168 lbs.

FEATURES:

- Directory back panels available in felt and vinyl; see page 41 for color selection
- See page 67 for Roman style letters
- In Natural, Medium or Dark oak finish, cabinet has mitered corners; 3-1/4" deep outside; 1-1/4" inside
- Two 3/16" tempered sliding glass doors with heavy-duty locks
- Sliding glass door shoe, channel and track are extruded aluminum with bronze finish
- Z-bar hangers

Note: O.A. height is approximately 3/16" larger than shown.

DELIVERY INFORMATION:

†Can Ship UPS.
Freight Class 100.

DIRECTORY & BULLETIN BOARDS: WOOD & ALUMINUM



RADIUS CORNER DIRECTORY OR BULLETIN BOARD CABINET

NUMBER	SIZE (HXW)	WEIGHT
CLARIDGE CORK BULLETIN BOARD		
†594C	24" x 18"	35 lbs.
†597C	36" x 24"	55 lbs.
†599C	42" x 30"	98 lbs.
VINYL/VELT DIRECTORY		
†594VF	24" x 18"	35 lbs.
†597VF	36" x 24"	55 lbs.
†599VF	42" x 30"	98 lbs.

FEATURES:

- Directory letter panels, grooved on 1/4" centers, in felt or vinyl; see page 41 for color selection
- Bulletin board cabinet has Claridge Cork back panel; see page 17 for color selection
- Radius corner frame is 1" x 1-1/4" natural, medium or dark oak finish
- 3/16" tempered glass door has piano hinge and lock
- Keyhole hangers

OPTIONS:

- See page 79 for optional woods and finishes
- See page 67 for optional Roman style directory letters and storage boxes
- Porcelain enamel steel markerboard back panel optional



432 OPEN FACE DIRECTORY

NUMBER	SIZE (HXW)	WEIGHT
†432CVF	18" x 24"	15 lbs.
†432DVF	24" x 18"	15 lbs.
†432GVF	24" x 36"	28 lbs.
†432HVF	36" x 24"	28 lbs.
†432LVF	36" x 48"	45 lbs.
*432MVF	36" x 60"	48 lbs.
*432NVF	48" x 60"	60 lbs.
*432PVF	36" x 72"	54 lbs.
*432RVF	48" x 72"	72 lbs.

*Note: Vinyl directories in 3' x 5' and larger sizes will have one vertical joint.

FEATURES:

- Changeable letter directory panels, grooved on 1/4" centers, available in felt or vinyl; see page 41 for color selection
- Satin anodize aluminum frame; mitered corners
- Keyhole hangers

OPTIONS:

- Medium or Dark Bronze Anodize finish in lieu of Satin Anodize
- Powder Coat finish in lieu of Satin Anodize
- See page 67 for optional Roman style directory letters and storage boxes



350 OPEN FACE DIRECTORY

NUMBER	SIZE (HXW)	WEIGHT
†350CVF	18" x 24"	15 lbs.
†350DVF	24" x 18"	15 lbs.
†350GVF	24" x 36"	28 lbs.
†350HVF	36" x 24"	28 lbs.
†350LVF	36" x 48"	45 lbs.
*350MVF	36" x 60"	48 lbs.
*350NVF	48" x 60"	60 lbs.
*350RVF	48" x 72"	72 lbs.

Note: Vinyl directories in widths over 4' will have one divider.

FEATURES:

- Changeable letter directory panels, grooved on 1/4" centers, available in felt or vinyl; see page 41 for color selection
- Frames, in natural, medium or dark oak finish; mitered corners
- Keyhole hangers

OPTIONS:

- See page 79 for optional woods and finishes
- Radius corners
- See page 67 for optional Roman style directory letters and storage boxes

GUARANTEED SHIPPING

ACKNOWLEDGED IN 72 HOURS
– SHIP DATE IS GUARANTEED

DELIVERY INFORMATION:

Freight Class 100 for 594 Cabinets.
Freight Class 70 for 432 and 350.

FREESTANDING DIRECTORIES:



567 OPEN FACE, FREESTANDING DIRECTORY

NUMBER	PANEL	SIZE (HXW)	WEIGHT
567F	Felt	72" x 26"	80 lbs.
567V	Vinyl	72" x 26"	80 lbs.



568 FREESTANDING DIRECTORY

NUMBER	PANEL	SIZE (HXW)	WEIGHT
568F	Felt	56" x 36"	100 lbs.
568V	Vinyl	56" x 36"	100 lbs.



558 OPEN FACE ADJUSTABLE HEIGHT FREESTANDING DIRECTORY

NUMBER	PANEL	SIZE (HXW)	WEIGHT
SINGLE FACE			
†558SF	Felt	15" x 20"	20 lbs.
†558SV	Vinyl	15" x 20"	20 lbs.
DOUBLE FACE			
†558DF	Felt	15" x 20"	30 lbs.
†558DV	Vinyl	15" x 20"	30 lbs.

FEATURES:

- Two-sided directory panel, in felt or vinyl grooved on 1/4" centers, is 36" (H) x 24" (W)
- Satin anodized aluminum frame
- Floor base and legs are steel finished in black
- Overall height is 72"; width 26"; distance from floor to panel is 36"

OPTIONS:

- Powder Coat finish in lieu of satin anodize

FEATURES:

- Directory cabinet with hinged and locking lift up 3/16" tempered glass door
- Satin anodize aluminum frame. Directory panel, grooved on 1/4" centers in felt or vinyl is 20" (H) x 30" (W)
- Legs are 2" steel finished in black

OPTIONS:

- Powder Coat finish in lieu of satin anodize

FEATURES:

- Single or double-face directory panel in felt or vinyl, grooved on 1/4" centers
- Satin anodize aluminum frame; chrome plated pedestal; black case metal base
- Height adjusts from 48" to 60"



565 SERIES FREESTANDING DIRECTORY

NUMBER	DOORS	SIZE (HXW)	WEIGHT
565AVF	1	36" x 24"	90 lbs.
565BVF	1	36" x 36"	110 lbs.
565CVF	2	36" x 48"	140 lbs.

FEATURES:

- Directory Cabinet made from satin anodized aluminum tubing is 72" high overall; 2" deep outside; 1" inside
- Changeable letter panel is felt or vinyl, grooved on 1/4" centers; specify color
- 3/16" tempered glass door hung on piano hinge and equipped with flat key tumbler lock

OPTIONS:

- Medium or Dark Bronze anodize finish in lieu of Satin Anodize
- Powder Coat finish in lieu of satin anodize



W557 OPEN FACE PEDESTAL DIRECTORY

NUMBER	PANEL	SIZE (HXW)	WEIGHT
SINGLE FACE			
†W557SF	Felt	15" x 20"	20 lbs.
†W557SV	Vinyl	15" x 20"	20 lbs.
DOUBLE FACE			
†W557DF	Felt	15" x 20"	30 lbs.
†W557DV	Vinyl	15" x 20"	30 lbs.

FEATURES:

- Wood frame pedestal directory – ideal for lobbies and entranceways – is 53" high O.A.
- Changeable letter panel in felt or vinyl grooved on 1/4" centers – available with single or double face

OPTIONS:

- See page 79 for optional woods and finishes



W564 FREE-STANDING DIRECTORY

NUMBER	DOORS	SIZE (HXW)	WEIGHT
W564-2VF	1	36" x 24"	60 lbs.
W564-3VF	1	36" x 36"	80 lbs.
W564-4VF	2	36" x 48"	98 lbs.

FEATURES:

- Changeable letter panels, available in felt and vinyl, are grooved on 1/4" centers
- 3/16" hinged tempered glass door(s)
- Panel frame and stand (72" O.A.) are natural, medium or dark oak finish

OPTIONS:

- See page 79 for optional woods and finishes

Note: For optional Roman Style Directory Letters and Letter Storage Boxes, see page 67

FREESTANDING DIRECTORIES:



W552 TWO-SIDED FREESTANDING DIRECTORY

NUMBER	FINISH	WEIGHT
W552CH	Cherry	98 lbs.
W552MA	Maple	98 lbs..
W552MS	Mahogany	98 lbs..
W552WN	Walnut Natural	98 lbs.
W552WO	Walnut Oil	98 lbs.

FEATURES:

- Aluminum accented wood base and uprights
- Aluminum framed, glass-door directory, 20" x 30"
- 3-1/2" translucent Plexiglas header
- 3/16" tempered, hinged glass door with lock
- Black felt letter panel is grooved on 1/4" centers

OPTIONS:

- Fluorescent Light
- Custom Match Finish



W555 SERIES OPEN FACE, FREESTANDING DIRECTORY

NUMBER	FINISH	WEIGHT
W555N	Oak Natural	60 lbs.
W555M	Oak Medium	60 lbs.
W555D	Oak Dark	60 lbs.
W555WN	Walnut Natural	60 lbs.
W555WO	Walnut Oil	60 lbs.
W555MS	Mahogany Stain	60 lbs.
W555MA	Maple	60 lbs.
W555CH	Cherry	60 lbs.

FEATURES:

- Directory panel, in felt or vinyl grooved on 1/4" centers; specify type and color
- Overall height is 60"



W556 SERIES CLASSIC STYLE FREE-STANDING DIRECTORY

NUMBER	PANEL	SIZE (HXW)	WEIGHT
W556F	Felt	24" x 18"	28 lbs.
W556V	Vinyl	24" x 18"	28 lbs.
W556-1F	Felt	30" x 24"	32 lbs.
W556-1V	Vinyl	30" x 24"	32 lbs.

FEATURES:

- Adjustable height easel directory with felt or vinyl letter panel grooved on 1/4" centers
- Wood frame directory panel – locks into desired position on the pedestal by adjusting two wing nuts
- Panel height adjusts from 57" to 60" (O.A. height is 64")
- Directory panel and easel can be used separately

Note: Shipped KD in two cartons.

OPTIONS:

- See page 79 for optional woods and finishes
- Porcelain enamel steel markerboard panel in lieu of directory


VF FELT OR VINYL DIRECTORY PANELS: MATERIAL OPTIONS



BLACK




GRAY




RED



GREEN



587 BROWN VINYL



585 BLUE VINYL



589 BLACK VINYL

VF FELT OR VINYL DIRECTORY PANELS

NUMBER	WEIGHT
VF Panel	2-1/2 lbs. per sq. ft.

FEATURES:

- Directory panels are grooved 1/4" centers
- Specify type of material and color
- Maximum size for felt is 48" (H) x 72" (W)
- Maximum size for vinyl is 48" (H) x 48" (W)

Note: Unframed panels are 1/2" thick

Note: For optional Roman Style Directory Letters and Letter Storage Boxes, see page 67

DELIVERY INFORMATION:

Freight Class 100 for Directories.
Freight Class 70 for Unframed Directory Panels.

DISPLAY CASES



SHOWCASE AWARDS. DISPLAY COLLECTIONS. EXHIBIT MANUFACTURED GOODS. DISPLAY AND TROPHY CASES CAN BE DESIGNED TO CUSTOM-FIT YOUR SPACE AND DISPLAY NEEDS. OUR EXTENSIVE COLLECTION OF DISPLAY CASES IS AVAILABLE IN A WIDE RANGE OF STYLES, MATERIALS AND FINISHES. SELECT FROM FREE-STANDING, WALL MOUNT, AND RECESSED CASE DESIGNS, IN WOOD OR ALUMINUM.

DISPLAY CASES: ALUMINUM & WOOD



737 UNIVERSAL SERIES DISPLAY CASE



748 UNIVERSAL SERIES DISPLAY CASE



650 CLASSIC SERIES HINGED DOOR DISPLAY CASE

NUMBER	SIZE (HXW)	WEIGHT
ILLUMINATED		
737	78"x48"x18"	400 lbs.
NO LIGHT OR DIFFUSER		
737A	78"x48"x18"	400 lbs.

FEATURES:

- Case has inside depth of 15-3/4"
- Exterior of case and interior back panel are low pressure laminate, oak grain finish
- Base is 18" high and features storage space with sliding doors and lock
- Extruded aluminum frame, satin anodize finish
- Diffused lighting through glass panel at top accentuates exhibits
- 3/16" tempered glass end panels and sliding doors with flat key tumbler lock
- Three adjustable shelves with brackets and standards

NUMBER	SIZE (HXW)	WEIGHT
ILLUMINATED		
U748	78"x48"x18"	400 lbs.
NO LIGHT OR DIFFUSER		
748A	78"x48"x18"	400 lbs.

FEATURES:

- Case is 6'6" high and 48" wide with an outside depth of 18" and an inside depth of 15-3/4"; glass back panel
- Extruded aluminum frame; black Powder Coat finish
- Diffused lighting through glass panel at top accentuates exhibits
- 3/16" tempered glass back panel, end panels and sliding doors with flat key tumbler lock
- Three adjustable shelves with brackets and standards
- Base is 18" high and features storage space with sliding doors and lock

OPTIONS:

- For other standard Powder Coat colors, see page 80
- Other standard Wilsonart laminate colors available

NUMBER	FINISH	SIZE (HXWxD)	WEIGHT
650N	Oak Nat	72"x48"x18"	400 lbs.
650M	Oak Med	72"x48"x18"	400 lbs.
650D	Oak Dk	72"x48"x18"	400 lbs.
650WN	Wal Nat	72"x48"x18"	400 lbs.
650WO	Wal Oil	72"x48"x18"	400 lbs.
650MS	Mah Stain	72"x48"x18"	400 lbs.
650MA	Maple	72"x48"x18"	400 lbs.
650CH	Cherry	72"x48"x18"	400 lbs.

FEATURES:

- Solid wood construction
- Case has an inside depth of 15-3/4"
- 3/16" Tempered glass hinged doors with flat key tumbler lock and three adjustable glass shelves
- Back panel in Claridge Cork, Fabricork, Designer Fabric and Hook-Fab; see pages 17 for color selections.

OPTIONS:

- Laminate back panel in your choice of standard Wilsonart laminates
- Fluorescent light

DELIVERY INFORMATION:

Freight Class 125.

DISPLAY CASES:



651 CLASSIC SERIES SLIDING DOOR DISPLAY CASE

NUMBER	FINISH	SIZE (HXWXD)	WEIGHT
651N	Oak Nat	72"x48"x18"	400 lbs.
651M	Oak Med	72"x48"x18"	400 lbs.
651D	Oak Dk	72"x48"x18"	400 lbs.
651WN	Wal Nat	72"x48"x18"	400 lbs.
651WO	Wal Oil	72"x48"x18"	400 lbs.
651MS	Mah Stain	72"x48"x18"	400 lbs.
651MA	Maple	72"x48"x18"	400 lbs.
651CH	Cherry	72"x48"x18"	400 lbs.

FEATURES:

- Solid wood construction
- Case has an inside depth of 15-3/4"
- 3/16" Tempered glass sliding doors with flat key tumbler lock and three adjustable glass shelves
- Back panel in Claridge Cork, Fabricork, Designer Fabric and Hook-Fab; see pages 17 for color selections.

OPTIONS:

- Laminate back panel in your choice of standard Wilsonart laminates
- Fluorescent light



334 & 335 FREESTANDING DISPLAY CASE

NUMBER	FINISH	SIZE (HXWXD)	WEIGHT
GLASS BACK PANEL			
334	Satin	72"x48"x18"	400 lbs.
334B	Bronze	72"x48"x18"	400 lbs.
LOW PRESSURE LAMINATE BACK PANEL			
335	Satin	72"x48"x18"	400 lbs.
335B	Bronze	72"x48"x18"	400 lbs.

FEATURES:

- Sturdily built freestanding cases have aluminum frames; 334 has glass back panel; 335 has oak grain low pressure laminate back panel
- Oak grain finish base is 18" high
- 3/16" tempered sliding glass doors with flat key tumbler lock
- Three adjustable glass shelves with standards and brackets

OPTIONS:

- See page 80 for other standard powder coat finish colors.



332 WOOD BASE FREESTANDING DISPLAY CASE

NUMBER	FINISH	SIZE (HXWXD)	WEIGHT
332	Satin	42"x36"x12"	135 lbs.
332B	Bronze	42"x36"x12"	135 lbs.

FEATURES:

- Case has oak grained finish base 12" high
- 3/16" sliding tempered glass doors with flat key tumbler lock and three adjustable glass shelves

OPTIONS:

- See page 80 for other standard powder coat finish colors.



331 FREESTANDING DISPLAY CASE

NUMBER	FINISH	SIZE (HXWXD)	WEIGHT
331	Satin	42"x36"x12"	125 lbs.
331B	Bronze	42"x36"x12"	125 lbs.

FEATURES:

- Aluminum case has square legs 12" high
- 3/16" sliding tempered glass doors with flat key tumbler lock and three adjustable glass shelves

OPTIONS:

- See page 80 for other standard powder coat finish colors.



329 & 327 TABLE EXHIBIT CASE

NUMBER	FINISH	SIZE (HXWXL)	WEIGHT
329	Satin	36"x24"x48"	250 lbs.
329B	Bronze	36"x24"x48"	250 lbs.
327	Satin	36"x30"x60"	310 lbs.
327B	Bronze	36"x30"x60"	310 lbs.

FEATURES:

- Designed for use in libraries, lobbies, museums, etc., aluminum case has 1-1/8" square legs; glides included
- Table Exhibit Case has glass top with continuous piano hinge and flat key tumbler lock
- Bottom of case is oak grained low pressure laminate

OPTIONS:

- See page 80 for other standard powder coat finish colors.



739 FREESTANDING DISPLAY CASE

NUMBER	SIZE (HXWXD)	WEIGHT
GLASS BACK PANEL		
739	42"x36"x12"	125 lbs.
MIRROR BACK PANEL		
739A	42"x36"x12"	125 lbs.

FEATURES:

- Hardwood frame with Natural Oak finish; Case has 12" legs
- 3/16" tempered glass all four sides
- Sliding glass doors with flat key tumbler locks and three 10" adjustable shelves

OPTIONS:

- For optional woods and finishes, see page 79.

DELIVERY INFORMATION:

Freight Class 125.

NOUVEAU SERIES DISPLAY CASES:

- Nouveau Cases feature powder coat finish aluminum in five colors with five coordinating Wilsonart laminate bases: RAL7002 Olive Gray with Galvan laminate; RAL5013 Cobalt Blue with Canyon Blue laminate; 302P Black Powder with Canyon laminate; 314P Bronze Powder with Tungsten laminate; and RAL6005 Moss Green with Verdi Pompeii laminate. Other standard powder coat finish colors and other standard Wilsonart laminates optional.

- Powder coating is an environmentally friendly process that requires no solvents; produces no air emissions
- A Powder Coat surface is not only scratch and impact resistant, it is more durable than traditional baked enamel finishes.
- The laminate bases feature a smooth, durable plastic-like finish that is easily maintained (wipe clean with a damp cloth).



I450 NOUVEAU SERIES DISPLAY CASE



I451 NOUVEAU SERIES DISPLAY CASE



I452 NOUVEAU SERIES DISPLAY CASE

NUMBER	SIZE (HXWXD)	WEIGHT
I450	42"x36"x12"	135 lbs.

- FEATURES:**
- Contemporary radius face design
 - Shown in 314P Bronze with Tungsten Wilsonart laminate base; base is 12" high
 - 3/16" tempered sliding glass doors with lock and three adjustable glass shelves

NUMBER	SIZE (HXWXD)	WEIGHT
I451	42"x36"x12"	145 lbs.

- FEATURES:**
- Contemporary radius face design
 - 3/16" tempered sliding glass doors with lock and three adjustable glass shelves
 - Shown in RAL6005 Moss Green Powder Coat finish with Verdi Pompeii Wilsonart Laminate base; base is 4" high

NUMBER	SIZE (HXWXD)	WEIGHT
I452	78"x24"x24"D	265 lbs.

- FEATURES:**
- Contemporary radius face design features full view from every side
 - Shown in RAL5013 Cobalt Blue Powder Coat finish with Canyon Blue Wilsonart laminate; base is 18" high
 - 3/16" tempered hinged glass doors with lock and three adjustable glass shelves
 - Fluorescent light with diffuser



I453 NOUVEAU SERIES DISPLAY CASE



I454 NOUVEAU SERIES DISPLAY CASE

NUMBER	SIZE (HXWXD)	WEIGHT
I453	78"x48"x18"	500 lbs.

- FEATURES:**
- Contemporary radius face design features large, unobstructed view
 - Shown in RAL7002 Olive Gray Powder Coat finish with Galvan Wilsonart laminate; base is 18" high
 - 3/16" tempered sliding glass doors with lock and three adjustable glass shelves
 - Fluorescent light with diffuser

NUMBER	SIZE (HXWXD)	WEIGHT
I454	78"x24"x24"	225 lbs.

- FEATURES:**
- Island Style Case has contemporary radius face design
 - Shown in 302P Black Powder Coat finish with Canyon Wilsonart laminate; base is 6" high
 - 3/16" tempered hinged glass doors with lock and three adjustable glass shelves
 - Fluorescent light with diffuser

DELIVERY INFORMATION:

Freight Class 125.

FREESTANDING DISPLAY CASES: ALUMINUM & WOOD



PREMIERE FREESTANDING CASE WITH ALUMINUM LEGS

NUMBER DOORS	SIZE (HxWxD)	WEIGHT
456	1 5' 6"x4'x1' 4"	320 lbs.
457	1 5' 6"x5'x1' 4"	400 lbs.
458	1 5' 6"x6'x1' 4"	480 lbs.
463	2 5' 6"x8'x1' 4"	640 lbs.
465	2 5' 6"x10'x1' 4"	800 lbs.
467	3 5' 6"x12'x1' 4"	960 lbs.
469	3 5' 6"x16'x1' 4"	1280 lbs.

FEATURES:

- Constructed in one continuous piece, Premiere cases do not require wall support
- Tackable back panels in Claridge Cork, Fabricork, Designer Fabric, Hook-Fab, and Tan Nucork. See page 17 for color selections. Back panels also available in walnut or oak grain low pressure laminate
- Frame is heavy-gauge satin anodize aluminum; inside depth is 13-3/4"; legs are 18" high
- 3/16" tempered glass sliding doors with locks and keys, and three 6-, 8-, 10- or 12-inch wide adjustable glass shelves
- Floor leveling glides included

OPTIONS:

- Intermediate sizes available
- Fluorescent lights
- Medium or Dark Bronze anodize finish in lieu of Satin Anodize
- Powder Coat finish in lieu of satin anodize,

Note: Specify shelf width, frame finish and type and color of back panel.



PREMIERE FREESTANDING CASE WITH WOOD BASE

NUMBER DOORS	SIZE (HxWxD)	WEIGHT
470	1 5' 6"x4'x1' 4"	320 lbs.
471	1 5' 6"x5'x1' 4"	400 lbs.
472	1 5' 6"x6'x1' 4"	480 lbs.
474	2 5' 6"x8'x1' 4"	640 lbs.
475	2 5' 6"x10'x1' 4"	800 lbs.
476	3 5' 6"x12'x1' 4"	960 lbs.
478	3 5' 6"x16'x1' 4"	1280 lbs.

FEATURES:

- Constructed in one continuous piece, Premiere cases do not require wall support
- Tackable back panels in Claridge Cork, Fabricork, Designer Fabric, Hook-Fab, and Tan Nucork. See page 17 for color selections. Back panels also available in walnut or oak grain low pressure laminate
- Frame is heavy-gauge satin anodize aluminum; inside depth is 13-3/4"; oak or walnut grain low pressure laminate base is 18" high
- 3/16" tempered glass sliding doors with locks and keys, and three 6-, 8-, 10- or 12-inch wide adjustable glass shelves
- Floor leveling glides included

OPTIONS:

- Intermediate sizes available
- Fluorescent lights
- Medium or Dark Bronze anodize finish in lieu of Satin Anodize
- Powder Coat finish in lieu of satin anodize

Note: Specify shelf width, frame finish and type and color of back panel.



649 EXECUTIVE SERIES DISPLAY CASE

NUMBER	FINISH	WEIGHT
649N	Natural Oak	615 lbs.
649M	Medium Oak	615 lbs.
649D	Dark Oak	615 lbs.
649WN	Natural Walnut	615 lbs.
649WO	Walnut oil	615 lbs.
649MS	Mahogany stain	615 lbs.
649MA	Maple	615 lbs.
649CH	Cherry	615 lbs.

FEATURES:

- Solid construction
- Case is 78" (h) x 60" (w) x 18" (d), and has inside depth of 14-7/8"
- Base, with accessible storage space, is 24" high.
- Tackable back panels in Claridge Cork, Fabricork, Designer Fabric or Hook-Fab. See page 17 for color selection.
- Illuminated case has sliding glass doors with lock and three adjustable glass shelves
- Anodized aluminum door track and housing furnished in bronze

OPTIONS:

- Custom match finish



742 FREESTANDING DISPLAY CASE

NUMBER	SIZE (HxWxD)	WEIGHT
GLASS BACK PANEL		
742	42"x36"x12"	135 lbs.
MIRROR BACK PANEL		
742A	42"x36"x12"	135 lbs.

FEATURES:

- Hardwood frame with Natural Oak finish; base is 12" deep
- 3/16" tempered glass
- Sliding glass doors with flat key tumbler locks and three 10" adjustable shelves

OPTIONS:

- For optional woods and finishes, see page 79.

DELIVERY INFORMATION:

Freight Class 125.

WALL MOUNTED UNITS:



IMPERIAL SERIES DISPLAY CASE

NUMBER	SHELVES/ WIDTH	SIZE (HXWxD)	WEIGHT
462	2/4"	3' x 4' x 7"	190 lbs.
462D	3/4"	4' x 5' x 7"	300 lbs.
462E	3/4"	4' x 6' x 7"	375 lbs.
462J	3/8"	4' x 5' x 10.75"	335 lbs.
462K	3/8"	4' x 6' x 10.75"	400 lbs.

- FEATURES:**
- Constructed of heavy-gauge satin anodized aluminum
 - Inside depth of 10-3/4" case is 8-7/8"; inside depth of 7" case is 5-1/8"
 - Tackable back panels in Claridge Cork, Fabricork, Designer Fabric, or Hook-Fab. See page 17 for color selections
 - Two sliding 3/16" tempered glass doors with finger pulls and flat key tumbler lock, and three adjustable glass shelves
 - Angle hangers

- OPTIONS:**
- Fluorescent lights
 - Medium or Dark Bronze Anodize finish in lieu of Satin Anodize
 - Powder Coat finish in lieu of Satin Anodize



IMPERIAL SERIES DISPLAY CASE WITH
HEADER PANEL

NUMBER	SHELVES/ WIDTH	SIZE (HXWxD)	WEIGHT
464	2/4"	3' x 4' x 7"	190 lbs.
464D	3/4"	4' x 5' x 7"	300 lbs.
464E	3/4"	4' x 6' x 7"	375 lbs.
464J	3/8"	4' x 5' x 10.75"	335 lbs.
464K	3/8"	4' x 6' x 10.75"	400 lbs.

- FEATURES:**
- Constructed of heavy-gauge satin anodized aluminum
 - Inside depth of 10-3/4" case is 8-7/8"; inside depth of 7" case is 5-1/8"
 - Tackable back panels in Claridge Cork, Fabricork, Designer Fabric, or Hook-Fab. See page 17 for color selections
 - 6" Translucent plexiglas header panel (specify name – name included in price of unit with header)
 - Two sliding 3/16" tempered glass doors with finger pulls and flat key tumbler lock, and three adjustable glass shelves
 - Angle hangers

- OPTIONS:**
- Fluorescent lights
 - Medium or Dark Bronze Anodize finish in lieu of Satin Anodize
 - Powder Coat finish in lieu of Satin Anodize



PREMIERE WALL MOUNTED
DISPLAY CASE

NUMBER	SIZE DOORS	(HXWxD)	WEIGHT
479	1 pair	4' x 3' x 1'4"	216 lbs.
481	1 pair	4' x 4' x 1'4"	288 lbs.
482	1 pair	4' x 5' x 1'4"	360 lbs.
483	1 pair	4' x 6' x 1'4"	432 lbs.
484	2 pair	4' x 8' x 1'4"	640 lbs.
485	2 pair	4' x 10' x 1'4"	800 lbs.
486	3 pair	4' x 12' x 1'4"	960 lbs.
488	3 pair	4' x 16' x 1'4"	1280 lbs.

- FEATURES:**
- Constructed of heavy-gauge satin anodize aluminum
 - Inside depth is 13-3/4"
 - Tackable back panels in Claridge Cork, Fabricork, Designer Fabric, Hook-Fab, and Tan Nucork. See page 17 for color selections. Back panels also available in walnut or oak grain low pressure laminate.
 - 3/16" tempered glass sliding doors with locks and keys, and three 6-, 8-, 10- or 12-inch wide adjustable glass shelves
 - Angle hangers

- OPTIONS:**
- Intermediate sizes available
 - Fluorescent light, specify on order
 - Medium or Dark Bronze anodize finish in lieu of Satin Anodize
 - Powder Coat finish in lieu of satin anodize

Note: Specify shelf width, frame finish and type and color of back panel.

CPR
YOU TELL US HOW FAST YOU
WANT YOUR ORDER SHIPPED

DELIVERY INFORMATION:
Freight Class 125.

WALL MOUNTED UNITS:



WALL MOUNTED OR TABLE TOP DISPLAY CASE

NUMBER	FINISH	SIZE (HXWXD)	WEIGHT
TABLE TOP CASE-GLASS BACK PANEL			
330	Satin	30" x 36"x12"	120 lbs.
330B	Bronze	30" x 36"x12"	120 lbs.
WALL MOUNTED CASE			
333	Satin	30" x 36"x12"	120 lbs.
333B	Bronze	30" x 36"x12"	120 lbs.

FEATURES:

- Aluminum framed case, in finish noted, for Wall Mount (333) or Table Top (330) use
- 333 has Tan Nucork or low pressure laminate back panel
- 3/16" tempered glass sliding doors with flat key tumbler lock and three adjustable glass shelves
- Angle hangers furnished with 333 case

OPTIONS:

- See page 80 for other standard powder coat finish colors.



741 TABLE OR COUNTER TOP DISPLAY CASE

NUMBER	SIZE (HXWXD)	WEIGHT
GLASS BACK PANEL		
741	30"x36"x12"	120 lbs.
OAK GRAINED FINISH BACK PANEL		
741A	30"x36"x12"	120 lbs.
MIRROR BACK PANEL		
741B	30"x36"x12"	120 lbs.

FEATURES:

- Hardwood frame with Natural Oak finish
- 3/16" tempered glass
- Sliding glass doors with flat key tumbler locks and three 10" adjustable shelves

OPTIONS:

- For optional woods and finishes, see page 79.



309 SLIDING DOOR DISPLAY CASE

NUMBER	SHELVES/ WIDTH	SIZE (HXWXD)	WEIGHT
309	2/4"	3' x 4' x 7"	200 lbs.
309A	3/4"	4' x 5' x 7"	260 lbs.
309B	3/4"	4' x 6' x 7"	300 lbs.
309C	3/8"	4' x 5' x 10.75"	320 lbs.
309D	3/8"	4' x 6' x 10.75"	340 lbs.

FEATURES:

- Constructed with natural, medium or dark oak finish
- Tackable back panels in Claridge Cork, Fabricork, Designer Fabric, or Hook-Fab. See page 17 for color selections
- Inside depth of 10-3/4" case is 8-7/8"; inside depth of 7" case is 5-1/8"
- 3/16" tempered glass sliding doors with finger pulls and flat key tumbler lock; adjustable glass shelves
- Angle hangers

OPTIONS:

- Fluorescent lights
- See page 79 for optional woods and finishes

RECESSED DISPLAY CASE:



390 LARGE DOOR RECESSED DISPLAY CASE

NUMBER	DOORS	SIZE (HXW)	*WEIGHT
394	2	6' x 6'	360 lbs.
395	2	6' x 8'	480 lbs.
396	3	6' x 10'	600 lbs.
397	4	6' x 12'	720 lbs.
398	4	6' x 14'	840 lbs.
399	4	6' x 16'	960 lbs.

OPTIONS

OPTIONAL WOOD BOX

394WB
395WB
396WB
397WB
398WB
399WB

OPTIONAL FLUORESCENT LIGHT

394FL
395FL
396FL
397FL
398FL
399FL

*Shipping weight shown does not include weight of wood box. If box is required, add 5 lbs. per sq. ft. to case weight.

FEATURES:

- Super-heavy satin anodized aluminum frame; 4" face; corners mitered for rigidity
- Tackable back panels in Claridge Cork, Fabricork, Designer Fabric and Hook-Fab. See page 17 for color selection
- 1/4" tempered glass sliding doors with lock and key - similar to patio doors
- Three 6-, 8-, 10-, or 12-inch wide glass shelves with standards and brackets
- Dimensions given are overall, including trim
- Standard sizes are shown; cases can be constructed in virtually any size required

OPTIONS:

- Medium or Dark Bronze Anodize finish
- Powder Coat finish, see page 80 for color selection
- Wood box and light
- Wood box - specify depth - up to 24," is 1/2" thick oak or walnut grain low-pressure laminate

Note: Always specify type and color of back panel; width of glass shelves and whether wood box and/or light are required. Lights, when required, are installed but wiring is not included.

DELIVERY INFORMATION:

Freight Class 125.

RECESSED DISPLAY CASES:



370 SERIES RECESSED DISPLAY CASES (SHOWN IN OPTIONAL BRONZE ANODIZED FINISH)

NUMBER	DOORS	O.A. SIZE	MASONRY OPENING SIZE	WEIGHT
372	1	4' x 4'	44-5/16" x 44-5/16"	135 lbs.
373	1	4' x 6'	44-5/16" x 68-5/16"	204 lbs.
374	2	4' x 8'	44-5/16" x 92-5/16"	272 lbs.
375	2	4' x 10'	44-5/16" x 116-5/16"	340 lbs.
376	3	4' x 12'	44-5/16" x 140-5/16"	408 lbs.
378	3	4' x 16'	44-5/16" x 188-5/16"	544 lbs.

OPTIONAL WOOD BOX

372WB
373WB
374WB
375WB
376WB
378WB

*Shipping weight shown does not include weight of wood box. If box is required, add 5 lbs. per sq. ft. to case weight. Shipped K.D.

FEATURES:

- Display case fronts are built of satin anodize aluminum
- Tackable back panels in Claridge cork, Fabricork, Designer Fabric and Hook-Fab, or oak or walnut grain low pressure laminate. See page 17 for color selection
- 3/16" tempered glass sliding doors with lock and key
- Three 6-, 8-, 10-, or 12-inch wide glass shelves with standards and brackets

OPTIONS:

- Wood box - specify depth - up to 24" (16" furnished if depth not specified) and finish - oak or walnut grain low-pressure laminate
- Fluorescent lights
- Medium or dark bronze anodize finish
- Powder Coat finish. See page 80 for color selection

Note: Always specify type and color of back panel; width of glass shelves and whether wood box and/or light are required. Lights, when required, are installed but wiring is not included.



ACCENT SERIES RECESSED DISPLAY CASE

NUMBER	DOORS	O.A. SIZE HXW	MASONRY OPENING SIZE	WEIGHT
337	1	4' x 4'	44-3/4" x 44-3/4"	135 lbs.
338	1	4' x 6'	44-3/4" x 68-3/4"	204 lbs.
339	2	4' x 8'	44-3/4" x 92-3/4"	272 lbs.
340	2	4' x 10'	44-3/4" x 116-3/4"	340 lbs.
341	3	4' x 12'	44-3/4" x 140-3/4"	408 lbs.
342	3	4' x 16'	44-3/4" x 188-3/4"	544 lbs.

FEATURES:

- Satin anodize aluminum front features a powder coat accent color band – in your choice of colors. See page 80 for options
- Back panels in Claridge Cork, Fabricork, Designer Fabric, Fabricork, Hook-Fab, Tan Nucork, or oak or walnut grain low pressure laminate. See pages 17 for color selections
- 3/16" tempered glass sliding doors with finger pulls, locks and keys
- Three 6-, 8-, 10-, or 12-inch wide adjustable glass shelves with standards and brackets (specify width)
- Intermediate sizes available

OPTIONS:

- Fluorescent lights
- Wood box and light optional. If wood box is required, specify depth – up to 24" – 16" furnished if depth not specified, and finish – oak or walnut grain laminate. Lights, when required, are installed but wiring is not included

DELIVERY INFORMATION:
Freight Class 125.

LECTURE CABINETS & CREDENZAS

LECTURE UNITS AND CREDENZAS ARE THE IDEAL COMMUNICATION TOOLS FOR MEETINGS AND PRESENTATIONS. LECTURE UNITS FEATURE LCS-II LOW-GLOSS PORCELAIN ENAMEL STEEL FOR WRITING AND PROJECTION, AND COMBINE MARKERBOARDS AND TACKBOARDS TO CREATE AN INTEGRATED PRESENTATION CENTER. COMPANION STORAGE CREDENZA KEEPS RESOURCES CLOSE AT HAND. ALL SURFACES AND CABINETRY ARE AVAILABLE IN A VARIETY OF MATERIALS AND FINISHES TO COMPLEMENT ANY ROOM ENVIRONMENT.

TRADITIONAL:



TRADITIONAL STYLE LECTURE UNITS

NUMBER	FINISH	SIZE (HXW)	WEIGHT
608-4VN	Walnut lacquer	4' x 4'	110 lbs.
608-4VO	Walnut oil	4' x 4'	110 lbs.
608-6VN	Walnut lacquer	4' x 6'	160 lbs.
608-6VO	Walnut oil	4' x 6'	160 lbs.
609-4N	Oak lacquer	4' x 4'	110 lbs.
609-4M	Oak medium	4' x 4'	110 lbs.
609-4D	Oak dark	4' x 4'	110 lbs.
609-6N	Oak lacquer	4' x 6'	160 lbs.
609-6M	Oak medium	4' x 6'	160 lbs.
609-6D	Oak dark	4' x 6'	160 lbs.
612-4MS	Mahogany stained	4' x 4'	110 lbs.
612-6MS	Mahogany stained	4' x 6'	160 lbs.
616-4MA	Maple natural	4' x 4'	110 lbs.
616-6MA	Maple natural	4' x 6'	160 lbs.
617-4CH	Cherry stain	4' x 4'	110 lbs.
617-6CH	Cherry stain	4' x 6'	160 lbs.

FEATURES:

- LCS-II Low Gloss porcelain enamel steel writing surface
- No. 1691 Quartz Designer Fabric tackboards inside doors have display rail with cork insert and spring clip hooks for tacking or hanging charts
- Furnished with 1 white sketching pad, 4 assorted LCS markers and 1 eraser
- Concealed Z-bar hangers for easy and secure installation

OPTIONS:

- See page 50 for options
- See page 17 for other materials and colors for inside of doors.
- Matching Credenza available



SOLUTIONS STYLE LECTURE UNITS

NUMBER	FINISH	SIZE (HXW)	WEIGHT
409-4N	Natural Oak	4' x 4'	110 lbs.
409-4M	Medium Oak	4' x 4'	110 lbs.
409-4D	Dark Oak	4' x 4'	110 lbs.
409-4VN	Walnut Natural	4' x 4'	110 lbs.
409-4VO	Walnut Oil	4' x 4'	110 lbs.
409-4MS	Mahogany	4' x 4'	110 lbs.
409-4MA	Maple	4' x 4'	110 lbs.
409-4CH	Cherry	4' x 4'	110 lbs.

FEATURES:

- LCS-II Low gloss porcelain enamel steel writing surface
- 1691 Quartz Designer Fabric tackboards inside doors have display rail with cork insert and spring clip hooks for tacking or hanging charts
- Furnished with one white sketching pad, 4 assorted LCS markers and one eraser
- Concealed Z-bar hangers for easy and secure installation

OPTIONS:

- Fluorescent Light
- See page 17 for other materials and colors for inside of doors

DELIVERY INFORMATION:

Freight Class 100 for Lecture Units.
Freight Class 175 for Credenzas.

CONTEMPORARY:



CONTEMPORARY STYLE LECTURE UNITS

NUMBER	FINISH	SIZE (HXW)	WEIGHT
501MA	Maple Natural Lacquer	3' x 2'	50 lbs.
503CH	Cherry Stain	3' x 2'	50 lbs.
504MS	Mahogany Stained	3' x 2'	50 lbs.
505WN	Walnut Natural Lacquer	3' x 2'	50 lbs.
505WO	Walnut Oil	3' x 2'	50 lbs.
506N	Oak Natural Lacquer	3' x 2'	50 lbs.
506M	Oak Medium	3' x 2'	50 lbs.
506D	Oak Dark	3' x 2'	50 lbs.
508-4WN	Walnut Natural Lacquer	4' x 4'	110 lbs.
508-4WO	Walnut with Oil	4' x 4'	110 lbs.
508-6WN	Walnut Natural Lacquer	4' x 6'	160 lbs.
508-6WO	Walnut with Oil	4' x 6'	160 lbs.
509-4N	Oak Natural Lacquer	4' x 4'	110 lbs.
509-4M	Oak Medium	4' x 4'	110 lbs.
509-4D	Oak Dark	4' x 4'	110 lbs.
509-6N	Oak Natural Lacquer	4' x 6'	160 lbs.
509-6M	Oak Medium	4' x 6'	160 lbs.
509-6D	Oak Dark	4' x 6'	160 lbs.
U512-4MS	Mahogany Stained	4' x 4'	110 lbs.
U512-6MS	Mahogany Stained	4' x 6'	160 lbs.
U516-4MA	Maple Natural Lacquer	4' x 4'	110 lbs.
U516-6MA	Maple Natural Lacquer	4' x 6'	160 lbs.
U517-4CH	Cherry Stain	4' x 4'	110 lbs.
U517-6CH	Cherry Stain	4' x 6'	160 lbs.

OPTIONS	SPECIFY ORDER AS	SIZE (HXW)
Matte White Pull-down	40" Screen add	40" x 40"
Projection Screen	60" Screen add	40" x 60"
Optional Fluorescent Light*	Fluorescent Light add	
Specify for no finish	Unfinish Lecture 2'	2' units
	Unfinish Lecture 4'	4' units
	Unfinish Lecture 6'	6' units
Extra Sketching Pads	ESP20x34	20" x 34"
(4 pads per carton)	ESP20x22	20" x 22"
LCS inside doors	Lecture LCS 2' add	2' Size
in lieu of bulletin board	Lecture LCS 4' add	4' Size
	Lecture LCS 6' add	6' Size
Mirror Front (1 door units only)	Mirror Front add	

Square corners, in lieu of radius.

* Note: Light and screen not available in same unit.

- FEATURES:**
- Contemporary style cabinets have radius corners and LCS-II Low Gloss porcelain enamel steel writing surface
 - No. 1691 Quartz Designer Fabric tackboards inside doors have display rail with cork insert and spring clip hooks for tacking or hanging charts
 - Furnished with 1 white sketching pad, 4 assorted LCS markers and 1 eraser
 - Concealed Z-bar hangers for easy and secure installation

OPTIONS:

- See page 17 for other materials and colors for inside of door(s)



CONTEMPORARY STYLE CREDENZAS

NUMBER	FINISH	SIZE (HXW)	WEIGHT
602-4N	Oak Natural Lacquer	31" x 48"	170 lbs.
602-6N	Oak Natural Lacquer	31" x 72"	235 lbs.
602-4M	Oak Medium	31" x 48"	170 lbs.
602-6M	Oak Medium	31" x 72"	235 lbs.
602-4D	Oak Dark	31" x 48"	170 lbs.
602-6D	Oak Dark	31" x 72"	235 lbs.
603-4MS	Mahogany Stained	31" x 48"	170 lbs.
603-6MS	Mahogany Stained	31" x 72"	235 lbs.
604-4WN	Walnut Natural Lacquer	31" x 48"	170 lbs.
604-6WN	Walnut Natural Lacquer	31" x 72"	235 lbs.
604-4WO	Walnut Oil	31" x 48"	170 lbs.
604-6WO	Walnut Oil	31" x 72"	235 lbs.
618-4MA	Maple Natural	31" x 48"	170 lbs.
618-6MA	Maple Natural	31" x 72"	235 lbs.
619-4CH	Cherry Stain	31" x 48"	170 lbs.
619-6CH	Cherry Stain	31" x 72"	235 lbs.

FEATURES:

- Perfect companion piece to Lecture Units for easy, immediate access to supplies and equipment needed for conferences and meetings
- Credenzas have two shelves, recessed toe space, hinged doors with ball catches and wooden door knobs

OPTIONS:

- Locks
- Unfinished credenzas
- Square corners
- Custom match finish

LAMINATE:



CONTEMPORARY STYLE LAMINATE LECTURE UNIT

NUMBER	FINISH	SIZE (HXW)	WEIGHT
518-4PL	Laminate	4' x 4'	110 lbs.
518-6PL	Laminate	4' x 6'	160 lbs.

FEATURES:

- Laminate lecture units have square self-edge profile and square corners
- Laminate finish is exceptionally durable and has excellent scratch resistance. Select from standard Wilsonart laminate colors
- Lecture unit features LCS-II Low Gloss porcelain enamel steel writing surface
- Tan Nucork tackboards inside doors have display rail with cork insert and spring clip hooks for tacking or hanging charts
- Furnished with 1 white sketching pad, 4 assorted LCS markers and 1 eraser
- Concealed Z-bar hangers for easy and secure installation

ALUMINUM:



PREMIERE SERIES 209 ALUMINUM LECTURE CABINETS

NUMBER	FINISH	SIZE (HXW)	WEIGHT
209	Satin Anodized	4' x 4'	140 lbs.
209-6	Satin Anodized	4' x 6'	200 lbs.
209BA	Med or Dark Bronze Anodized	4' x 4'	140 lbs.
209BA-6	Med or Dark Bronze Anodized	4' x 6'	200 lbs.
209E	Ebony with Black	4' x 4'	140 lbs.
209E-6	Ebony with Black	4' x 6'	200 lbs.

Depth of cabinet closed is 5 3/4". Depth open is 4 1/2".

FEATURES:

- Aluminum lecture cabinet features LCS-II Low Gloss porcelain enamel steel markerboard writing surface
- Tackable panels inside doors are easy clean vinyl fabric in Fabricork colors shown on page 17. Display rail with cork insert and spring clip hooks furnished.
- Exterior door panels – except Ebony units – are walnut grain low pressure laminate; Ebony units have black laminate door panels
- Equipped with fluorescent light with plug-in cord
- 1 pad of 50 sheets white sketching paper; 4 assorted LCS markers and 1 felt eraser included
- Angle continuous hanger for easy installation

OPTIONS:

- LCS inside doors in lieu of Fabricork
- Extra sketching pads – 20" x 34", 50 sheets per pad, 4 pads per carton
- Pull-down matte white projection screen (in lieu of light). Note: Light and screen not available in the same unit.

PREMIERE SERIES 119 ALUMINUM LECTURE CABINET

NUMBER	FINISH	SIZE (HXW)	WEIGHT
†119	Satin anodize	2' x 3'	30 lbs.

FEATURES:

- Aluminum lecture cabinet has two hinged doors
- Cabinet features an LCS-II Low Gloss porcelain enamel steel markerboard writing surface on the back panel and inside the doors
- Select from Designer Fabric or Fabricork for tackable panels on outside of doors. See page 17 for color options
- Cabinet is 2-5/8" deep when open; 1-15/16" deep with doors closed
- Angle clip hangers

DELIVERY INFORMATION:

Freight Class 100 for Lecture Units.
Freight Class 175 for Credenzas.

LECTERNS



AMPLIFIED LECTERNS:



326 ADJUSTABLE HEIGHT LECTERN



318 COLUMN SOUND LECTERN



321 MODULAR SOUND LECTERN

NUMBER	FINISH	NUMBER	FINISH	NUMBER	FINISH
326N	Oak Lacquer	318N	Oak Lacquer	321N	Oak Lacquer
326M	Oak Medium	318M	Oak Medium	321M	Oak Medium
326D	Oak Dark	318D	Oak Dark	321D	Oak Dark
326WN	Walnut Lacquer	318WN	Walnut Lacquer	321WN	Walnut Lacquer
326WO	Walnut Oil	318WO	Walnut Oil	321WO	Walnut Oil
326MA	Maple Lacquer	318MA	Maple Lacquer	321MA	Maple Lacquer
326CH	Cherry Stain	318CH	Cherry Stain	321CH	Cherry Stain

FEATURES:	FEATURES:	FEATURES:
<ul style="list-style-type: none"> Manual height (hydropneumatic) adjustment raises or lowers over a 6" range. (To adjust height, release lever – located on the back, just below speaker table. With slight pressure, raise or lower lectern to desired position and move lever back to right to lock.) Hand-finished to enhance and preserve the natural beauty of the wood 29" wide; 25" deep with a height adjustment from 47" to 54". Reading surface, complete with light, is 13-1/2" x 25-1/4". Unit weighs 190 lbs. Casters furnished. 	<ul style="list-style-type: none"> Handcrafted of solid wood construction Streamlined Design Superior Audio Reading surface is 13-1/2" x 20" 45" high, 22" wide, 20" deep; weight 100 lbs. Reading light (AC only) and casters furnished Packed in two cartons for UPS shipment 	<ul style="list-style-type: none"> Combines best features of floor and table models – simply remove two hex nuts and the top lifts off for tabletop use Lectern is 46" high, 22" wide, 21" deep; reading surface is 13-1/2" x 20"; weight 110 lbs. Reading light (AC only) and casters furnished Packed in two cartons for UPS shipment
OPTIONS:	OPTIONS:	OPTIONS:
<ul style="list-style-type: none"> No amplifier Microphone for amplified lectern, when amplifier is not required Lectern Clock 	<ul style="list-style-type: none"> No sound system Lectern clock 	<ul style="list-style-type: none"> No sound system Lectern clock
NOTES:	NOTES:	NOTES:
<p>318 and 326 Sound Equipment: Amplifier has 35 watt peak power. Eight 4" speakers in a vertical column for large audience coverage. On/off volume control switch, 2 microphone inputs, 1 auxiliary input, 1 auxiliary output, 2 speaker outputs for optional speakers. Unidirectional microphone with flexible mic arm. AC or DC powered using 2 6-volt spring type lantern batteries. Batteries not included.</p> <p>Amplified Lecterns have a limited one-year warranty.</p>	<p>321 Sound Equipment: Audio Power (Watts-RMS/Peak 18/35). Four 4" cone speakers with extended range, 1 cardioid microphone, master volume control, 1 output channel and 2 microphone inputs. AC or DC powered.</p>	

DELIVERY INFORMATION:

318 & 321 Ship UPS.
Freight Class 110 for 326.
Freight Class 175.

AMPLIFIED LECTERNS:



1743 PREMIERE AMPLIFIED LECTERN



325 EXECUTIVE AMPLIFIED LECTERN

NUMBER	FINISH	NUMBER	FINISH
1743N	Oak Natural	325N	Oak Natural
1743M	Oak Medium	325M	Oak Medium
1743D	Oak Dark	325D	Oak Dark
1743WN	Walnut Natural	325WN	Walnut Natural
1743WO	Walnut Oil	325WO	Walnut Oil
1743VO	Oak laminate	325MA	Maple
1743VW	Walnut laminate	325CH	Cherry

FEATURES:	FEATURES:
<ul style="list-style-type: none"> • Ideally suited for large groups – 50 to 1200 • Made of the finest solid and select plywood; or oak or walnut finish low pressure laminates • 1743 is 45" high, 27-1/2" wide and 19-3/4" deep; reading surface is 13-1/2" x 26" • Storage shelves • Professional, high quality microphone with independent controls • Reading lamp with shade; permanently attached 3-wire power cord • Built-in columnar speakers; powerful solid state amplifiers • Permanently attached casters for easy mobility • Weight 140 lbs. 	<ul style="list-style-type: none"> • Solid wood construction; lectern is hand-rubbed to enhance the wood's natural beauty • Lectern is approx. 47" (H); 32" (W) and 23" (D); weight 140 lbs. • Reading surface is 13-1/2" x 20" • Designer Fabric grille cloth; see page 17 for color selection • Storage shelves • Casters furnished
SPECIFICATIONS	NOTES:
<ul style="list-style-type: none"> • Power output: 15 watts RMS, 35 watts PK. Distortion: Non-measurable at rated power. Speakers: Vertical column. Power supply: 120 volt AC 50/60 HZ. Auxiliary connections: One input with volume control, one output, one microphone input with volume control, two extension speaker outputs. 	<p>325 Sound Equipment: Amplifier has 35 watt peak power. Eight 4" speakers in a vertical column for large audience coverage. On/off volume control switch, 2 microphone inputs, 1 auxiliary input, 1 auxiliary output, 2 speaker outputs for optional speakers. Unidirectional microphone with flexible mic arm. AC or DC powered using 2 6-volt spring type lantern batteries. Batteries not included.</p>
OPTIONS:	Amplified lecterns have a limited one-year warranty
<ul style="list-style-type: none"> • No amplifier. If amplifier is not furnished the front of the lectern will be solid and will not have the speaker grill. • Lectern Clock 	<ul style="list-style-type: none"> • No amplifier • Lectern clock • Microphone for amplified lectern, when amplifier is not required

DELIVERY INFORMATION:

Freight Class 175 for 1743.

Freight Class 110 for 325.

LECTERNS & SPEAKER STANDS:



323 SPEAKER'S STAND



324 TABLETOP LECTERN



305 FOLDING TABLE LECTERN

NUMBER	FINISH	NUMBER	FINISH	NUMBER	FINISH
323VO	Oak laminate	324VO	Oak laminate	305N	Natural Oak Finish
323VW	Walnut laminate	324VW	Walnut laminate	305M	Medium Oak Finish
				305D	Dark Oak Finish
FEATURES:		FEATURES:		FEATURES:	
<ul style="list-style-type: none"> • Easy-clean laminate • Two storage shelves • 45-1/2" high, 24" long, 18" deep • Glides furnished • Top lifts off for tabletop use • Weight 94 lbs. 		<ul style="list-style-type: none"> • Easy-clean laminate • 15" high, 24" long, 18" deep • Weight 35 lbs. 		<ul style="list-style-type: none"> • Natural, Medium or Dark Oak finish • Folds compactly for storage; handle for carrying • 15-1/2" high, 24" long, 18" deep • Weight 30 lbs. 	



306 SPEAKER'S STAND



306A TABLE LECTERN



729 PREMIERE LECTERN

NUMBER	FINISH	NUMBER	FINISH	NUMBER	FINISH
306N	Natural Oak Finish	306AN	Natural Oak Finish	729N	Natural Oak Finish
306M	Medium Oak Finish	306AM	Medium Oak Finish	729M	Medium Oak Finish
306D	Dark Oak Finish	306AD	Dark Oak Finish	729D	Dark Oak Finish
FEATURES:		FEATURES:		FEATURES:	
<ul style="list-style-type: none"> • Two storage shelves • 45-1/2" high, 24" long, 18" deep • Glides furnished • Top lifts off for tabletop use • Weight 94 lbs. 		<ul style="list-style-type: none"> • 15" high, 24" long, 18" deep • Weight 35 lbs. 		<ul style="list-style-type: none"> • Beautifully finished veneer • Built to withstand constant, rigorous use • 27-1/2" wide, 19-1/2" deep and 45" high • Reading surface is 18-1/2" x 26" • Sloping shelf has book stop • Furnished with two shelves • Base is fitted with nylon glides • Weight 100 lbs. 	
OPTIONS:				OPTIONS:	
<ul style="list-style-type: none"> • Casters 				<ul style="list-style-type: none"> • Casters • 729 light 	

DELIVERY INFORMATION:

Freight Class 175 for 323, 324, 306, 729.

Freight Class 65 for 305.

All items ship UPS except 729.

LECTERNS & SPEAKER STANDS:



336 ADJUSTABLE HEIGHT LECTERN AND 136 ADJUSTABLE HEIGHT STOOL

NUMBER	FINISH	WEIGHT
336	Lectern	21 lbs
136	Stool	12 lbs

FEATURES:

- Walnut wood grained top and black enamel metal frame
- Lectern top is 20" x 16" with a 1/2" metal book stop
- Height adjusts in 1" increments from 34" to 44" by adjusting the plastic set handle built into the lectern frame
- Floor leveling guides included
- Stool is perfect companion to lectern
- Height adjusts quickly and easily in 1" intervals from 19" to 32" with set screws tapped into 1" tubular steel chrome leg inserts
- Static-free plastic seat is sand color
- Stool legs are 1-1/8" tubular steel in shiny chrome finish welded to a 12 ga. seat support plate
- Tubular steel footrest with smooth rounded corners welded to outside of legs



322 PEDESTAL LECTERN

NUMBER	FINISH
322VO	Oak laminate
322VW	Walnut laminate

FEATURES:

- Contemporary design
- Top and Base are easy-to-clean laminate
- Decoratively banded to prevent splintered or broken edges
- Top is 18" deep, 24" long; height is 42" in back, 46" in front
- Upright is extruded aluminum with satin anodized finish and black accent strips
- Shipped KD in two cartons for UPS shipment.
- Weight 30 lbs.



346 CLASSIC LECTERN

NUMBER	FINISH
346	Black Hardwood/Cherry Laminate

FEATURES:

- Sleek, modern styling lectern has spacious, sloped reading surface, two shelves
- Black hardwood top, base, and decorative, fluted side panels
- Curved laminate front panel
- Lectern height is approx. 48"; width 24"; depth 17-5/8"
- Glides furnished
- Weight 70 lbs.



348 LECTERN



348 LECTERN SHOWN WITH OPTIONAL LASER ETCHED NAME AND LOGO

NUMBER	FINISH
348N	Oak Natural
348M	Oak Medium
348D	Oak Dark
348WN	Walnut Natural
348WO	Walnut Oil
348MA	Maple
348CH	Cherry

FEATURES:

- A combination of wood and satin anodize aluminum gives this lectern a distinctive look
- 348 is 47" (H), 24" (W) and 16-3/4" (D)
- Extra wide base for added stability
- Casters furnished for easy mobility
- Weight 60 lbs.

DELIVERY INFORMATION:

Freight Class 175 for 336, 346, and 348.
Freight Class 65 for 322.
136 and 336 can ship UPS.

PROJECTION SCREENS



ELECTRONICALLY OPERATED PROJECTION SCREENS:



MEDIAN



PERLA



PARAMOUNT

NUMBER	SIZE (HxW)	LENGTH	WEIGHT
†ME5050	50" x 50"	55"	15 lbs.
†ME55	5' x 5'	65"	24 lbs.
†ME7070	70" x 70"	75"	26 lbs.

NUMBER	SIZE (HxW)	WEIGHT
†PE7070	70" x 70"	51 lbs.
PE77	7' x 7'	52 lbs.
PE68	6' x 8'	63 lbs.
PE88	8' x 8'	66 lbs.
PE810	8' x 10'	72 lbs.
PE1010	10' x 10'	82 lbs.
PE1212	12' x 12'	102 lbs.

NUMBER	SIZE (HxW)	WEIGHT
PA7070	70" x 70"	130 lbs.
PA77	7' x 7'	138 lbs.
PA68	6' x 8'	150 lbs.
PA88	8' x 8'	154 lbs.
PA810	8' x 10'	180 lbs.
PA1010	10' x 10'	185 lbs.
PA1212	12' x 12'	210 lbs.
PA1616	16' x 16'	275 lbs.
PA2020	20' x 20'	385 lbs.

FEATURES:

- Compact electric screen with the motor inside the roller
- Installs easily anywhere
- Shipped with a 10-foot power cord with plug and in-line UP, OFF, DOWN 3-position operating switch
- Black steel case
- Fiberglass Matte White or Glass Beaded surface

Note: Matte White furnished if surface not specified

FEATURES:

- Operates smoothly and silently because the motor is mounted inside the roller on special rubber vibration insulators, thus eliminating the motor compartment
- Viewing surface is centered in steel case for trim, balanced appearance
- Operates at the touch of a switch; stops automatically in UP and DOWN positions
- Operating speed 20 feet per minute
- Fiberglass Matte White or Glass Beaded surface

Note: Matte White furnished if no surface specified.

FEATURES:

- Ultimate efficiency in electric screen design
- Custom-built to order using the finest components for safe, dependable operation
- Screen appears quickly and silently at the touch of a switch
- Preset limit switches stop screen automatically in UP and DOWN positions
- Factory sealed and oiled for life, simplified drive module is designed for years of maintenance-free operation
- Provided with adaptable wall or ceiling type bracket
- Operating speed 38 feet per minute
- Fiberglass Matte White or Glass Beaded surface

Note: Matte White furnished if no surface specified.

DELIVERY INFORMATION:

†Can Ship UPS.
Freight Class 125.

PROJECTION SCREEN: ELECTRONICALLY OPERATED



ARISTOCRAT



SUPRA

ELECTRIC SCREEN ACCESSORIES

NUMBER	SIZE (HXW)	WEIGHT	NUMBER	SIZE (HXW)	WEIGHT	OPTIONS
AR7070	70" x 70"	146 lbs.	SU7070	70" x 70"	93 lbs.	<ul style="list-style-type: none"> Black masking borders available on electric screens upon request Projection Extra Drop <ul style="list-style-type: none"> Extra drop where available, maximum 2'0", specify color-black or white Projection 115V <ul style="list-style-type: none"> Multiple 2-Station controls, 115 volt. Projection Low Volt <ul style="list-style-type: none"> Low voltage 2-Station multiple controls Projection Switch <ul style="list-style-type: none"> Key operated power supply switch (on-off) Wireless remote control <p>Note: Electric screens are UL approved.</p>
AR77	7' x 7'	161 lbs.	SU77	7' x 7'	110 lbs.	
AR68	6' x 8'	171 lbs.	SU68	6' x 8'	112 lbs.	
AR88	8' x 8'	181 lbs.	SU88	8' x 8'	114 lbs.	
AR810	8' x 10'	191 lbs.	SU810	8' x 10'	138 lbs.	
AR1010	10' x 10'	194 lbs.	SU1010	10' x 10'	140 lbs.	
AR1212	12' x 12'	225 lbs.	SU1212	12' x 12'	162 lbs.	
FEATURES:			FEATURES:			
<ul style="list-style-type: none"> Designed for recessed installation above any type of ceiling Perfect for meeting rooms, conference and training facilities At the touch of a switch the ceiling closure opens and viewing surface appears. Screen retracts and ceiling panel closes tightly when switch is reversed. (Closure can be finished to match ceiling.) Heavy-gauge components for fast, silent operation Operating speed 38 feet per minute Fiberglass Matte White or Glass Beaded surface <p>Note: Matte white will be furnished if surface not specified.</p>			<ul style="list-style-type: none"> Designed for recessed installation above any type of ceiling Perfect for meeting rooms, conference and training facilities At the touch of a switch the ceiling closure opens and viewing surface appears. Screen retracts and ceiling panel closes tightly when switch is reversed. (Closure can be finished to match ceiling.) Operates smoothly and silently because the motor is mounted inside the roller on special rubber vibration insulators Operating speed 20 feet per minute Fiberglass Matte White or Glass Beaded surface. <p>Note: Matte white furnished if surface not specified.</p>			



WRC766 WIRELESS REMOTE

NUMBER
WRC766
FEATURES:
<ul style="list-style-type: none"> System consists of 24V single station control with wireless transmitter/receiver Receiver plugs into low voltage control box Operated with wireless hand-held remote control or wall switch – both have UP, DOWN, and STOP, enabling user to change direction at any time. No pre-set sequence – just push button for function desired

DELIVERY INFORMATION

Freight class 125.

AUDIO VISUAL PROJECTION SCREENS: MANUAL



MIRA

NUMBER	SIZE (HXW)	WEIGHT
MA5050	50" x 50"	12 lbs.
MA55	5' x 5'	14 lbs.
MA7070	70" x 70"	18 lbs.
MA77	7' x 7'	24 lbs.
MA68	6' x 8'	24 lbs.
MA88	8' x 8'	25 lbs.
*MA810	8' x 10'	62 lbs.
*MA1010	10' x 10'	64 lbs.
*MA1212	12' x 12'	84 lbs.

*Same screen as MIRA except heavy-duty cases are 5-3/16" x 5-1/4" wide.

FEATURES:

- Ideal for conference, lecture and training rooms
- Steel case encloses dependable, top-quality screen
- Fabrik-Lok roller and friction-free case design prevent viewing surface damage
- Mounts on wall, ceiling or map rail
- Fiberglass Matte White or Glass Beaded surface

Note: Matte white furnished if surface not specified.

NOVA

NUMBER	SIZE (HXW)	WEIGHT
NV5050	50" x 50"	10 lbs.
NV55	5' x 5'	12 lbs.
NV7070	70" x 70"	14 lbs.
NV77	7' x 7'	18 lbs.

FEATURES:

- Economical screen has cylindrical steel case; fiberglass matte white surface
- Mounts on wall, ceiling or map rail

ENDURA

NUMBER	SIZE (HXW)	WEIGHT
†EN4040	40" x 40"	6 lbs.
†EN5050	50" x 50"	7 lbs.
†EN55	5' x 5'	8 lbs.
†EN7070	70" x 70"	12 lbs.
†EN77	7' x 7'	15 lbs.
†EN88	8' x 8'	19 lbs.
EN99	9' x 9'	23 lbs.

FEATURES:

- Warranted against defects in material and workmanship for five years
- Excellent viewing surface, extremely durable construction, reasonable price
- Fiberglass matte white viewing surface is virtually tear proof and offers a bright, sharp picture from any viewing angle
- Surface is washable, mildew and fire resistant
- Rigid one-piece Fabrik-Lok steel rollers with positive locking spring mechanisms
- Mounted on aluminum supporting bar instead of being enclosed in a case, thus eliminating all friction



TETRA

NUMBER	IMAGE AREA	HEIGHT RANGE	CASE LENGTH	WEIGHT
TE60	36"x48"	45"/75"	53-3/4"	11 lbs.
TE72	43.5"x58"	53"/83"	63-3/4"	13 lbs.
TE84	50.5"x67"	60"/90"	72-7/8"	15 lbs.

FEATURES:

- Lightweight, portable screen is self-contained in aluminum case with black powder coat finish
- Built-in handle for easy carrying; telescoping upright clamps to case for storage
- Ready to use in 3 easy steps: Lift the upright; select height; raise screen
- Fiberglass Matte White viewing surface with black borders

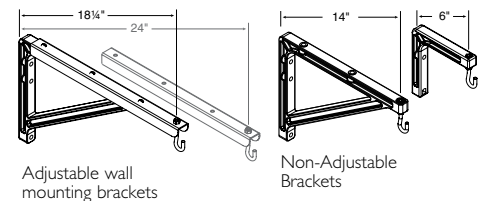


AUDIO-VISUAL STAND

NUMBER	HEIGHT
†AVS34E	34" high
†AVS42E	42" high

FEATURES:

- Stand is 24" wide and 18" deep with easy-grip push handle
- Constructed of high-impact structural thermo-plastic to resist cracks, dents, peeling and rust
- Complete electrical assembly with 20' 3-wire cord and bracket and cord management system
- 4" diameter rubber ball bearing casters, 2 locking and 2 non-locking
- Some assembly required



OPTIONAL SCREEN ACCESSORIES FOR MIRA AND NOVA

NUMBER	HEIGHT
†Adj Bracket 18-24	18"-24"
†Non Adj Bracket 14	14"
†Non Adj Bracket 6	6"
†T-Bar Clips (suspended ceiling mounting clips)	

DELIVERY INFORMATION:

Freight Class 125.
All items ship UPS except MIRA 8x8 and larger and EN99.

ROOM DIVIDERS



BETTER USE OF FACILITIES: RECONFIGURE LARGE AREAS INTO SMALLER ROOMS FOR SPECIAL EVENTS

EASY TO MANEUVER: PORTABLE SPACE AND ROOM DIVIDERS MOVE QUICKLY AND EASILY WITHOUT DAMAGING WOODEN FLOORS OR CARPETING

DUAL PURPOSE: PROVIDE PRIVACY AND ELIMINATE INTERFERENCE FROM ADJOINING AREAS, AND PROVIDE WRITING SURFACES OR TACK SURFACES FOR DEMONSTRATIONS AND PRESENTATIONS

PREMIERE PORTABLE ROOM DIVIDERS:



PREMIERE ROOM DIVIDER

NUMBER	SURFACE	SIZE
I 602B	Fabricork both sides	6' 0-1/2"
* I 602F	LCS surface both sides	6' 0-1/2"
I 602G	LCS surface side one/Fabricork side two	6' 0-1/2"
I 602K	Designer fabric both sides	6' 0-1/2"
I 612B	Fabricork both sides	8' 0-1/2"
* I 612F	LCS surface both sides	8' 0-1/2"
I 612G	LCS surface side one/Fabricork side two	8' 0-1/2"
I 612K	Designer fabric both sides	8' 0-1/2"

* I 602F and I 612F have a 24" Fabricork kick panel. Always specify color of Fabricork kick panel and writing surface.

O.A. height of dividers is 6'5"; 6' units weigh approx. 190 lbs.; 8' units weigh 250 lbs.

FEATURES:

- Constructed to withstand hard, constant use, panels are framed in satin anodized aluminum channels and are securely fastened to the perimeter frames
- Panels can be LCS porcelain enamel steel markerboard, Designer Fabric or Fabricork. See pages 5 and 17 for color options. Units with LCS writing surface have accessory tray and Fabricork kick panel. Specify color.
- 2-1/2" carpet casters, 2 locking and 2 non-locking, for stability and ease of movement

629 MULTI-USE DIVIDERS

NUMBER	DESCRIPTION	SIZE	WEIGHT
629-4N	Tan Nucork both sides	6' 6" x 4'	120 lbs.
629-6N		6' 6" x 6'	180 lbs.
629-8N		6' 6" x 8'	240 lbs.
629-4F	Fabricork both sides	6' 6" x 4'	120 lbs.
629-6F		6' 6" x 6'	180 lbs.
629-8F		6' 6" x 8'	240 lbs.
629-4L	LCS both sides w/ cork kick panel	6' 6" x 4'	120 lbs.
629-6L		6' 6" x 6'	180 lbs.
629-8L		6' 6" x 8'	240 lbs.
629-4LC	LCS one side/Tan cork other	6' 6" x 4'	120 lbs.
629-6LC		6' 6" x 6'	180 lbs.
629-8LC		6' 6" x 8'	240 lbs.

FEATURES:

- Lightweight, yet constructed for long, carefree service
- Panels, available with LCS markerboard, and Tan Nucork or Fabricork tack-board, are framed in satin anodize aluminum with securely braced channels. See page 17 for color selection.
- 2-1/2" casters for ease of movement over wood, tile or carpeted floors; casters lock to insure stability
- Dividers stack compactly for storage in small areas

DELIVERY INFORMATION:

Freight Class 85.

PREMIERE PORTABLE SPACE DIVIDERS & UTILITY SCREENS:



PREMIERE PORTABLE SPACE DIVIDER

NUMBER	PANEL SIZE & MAKE UP	SIZE (HXW)	WEIGHT
460VP	5' Vinyl Fabriccork	6' x 6'	60 lbs.
460VP-4	4' Vinyl Fabriccork	6' x 6'	48 lbs.
480VP	5' Vinyl Fabriccork	6' x 8'	80 lbs.
480VP-4	4' Vinyl Fabriccork	6' x 8'	70 lbs.
460L	5' White LCS writing surface	6' x 6'	95 lbs.
460L-4	4' White LCS writing surface	6' x 6'	75 lbs.
480L	5' White LCS writing surface	6' x 8'	120 lbs.
480L-4	4' White LCS writing surface	6' x 8'	96 lbs.

- FEATURES:**
- Portable Dividers provide privacy and eliminate interference from adjacent areas
 - Bottom of panel is 12" from floor on 5' panels; 24" on 4' panels
 - Easy to set up, arrange, and easy to divide large areas into smaller, more usable spaces
 - Select from LCS porcelain enamel steel markerboard or Fabriccork tackboard. See page 5 and page 17 for color selection.
 - Standards are heavy gauge aluminum with satin anodize finish
 - Glides furnished; casters optional

- OPTIONS:**
- 2 locking and 2 non-locking swivel casters
 - Carpet casters (carpet casters do not lock)



725 FOLDING SCREEN

NUMBER	FRAME FINISH	PANEL	SIZE (HXW)	WEIGHT
†725	Satin Anodize	3	60" x 72"	55 lbs.
†725A	Satin Anodize	3	68" x 72"	60 lbs.
†725B	Satin Anodize	3	80" x 72"	70 lbs.
†725C	Satin Anodize	4	60" x 96"	74 lbs.
†725D	Satin Anodize	4	68" x 96"	82 lbs.
†725E	Satin Anodize	4	80" x 96"	100 lbs.

- FEATURES:**
- Screens are lightweight, yet durable; an economical, effortless way of providing privacy
 - Tan Nucork panels have aluminum frame with double action hinges
 - Nucork panels can be used as they are, painted, papered, or covered with fabric by owner
 - Fold nearly flat for storage



ECONOMY ROOM DIVIDERS

NUMBER	SIZE (HXW)	WEIGHT
658A	48" (H) x 60" (W)	25 lbs.
658B	48" (H) x 72" (W)	30 lbs.
658C	60" (H) x 48" (W)	25 lbs.
658D	60" (H) x 60" (W)	32 lbs.
658E	72" (H) x 48" (W)	30 lbs.
658F	72" (H) x 60" (W)	36 lbs.

- FEATURES:**
- 658 Room Divider panels are lightweight and easy to position
 - Aluminum framed panels connect in a straight line, at 90-degree angles, or in runs of three or four panels
 - Slide-on clips enable user to connect panels in various configurations without the use of any tools
 - Tackable panels in Designer Fabric or Fabriccork are approximately 1" thick

- OPTIONS:**
- Stabilizer Foot with glides
- Note: Single panels require two stabilizer feet; multiple-run panels require one for each end
- Swivel Casters – 2 locking and 2 non-locking

CPR
EXPRESS SHIPPING IN TWO
WEEKS; URGENT SHIPPING IN
ONE WEEK – GUARANTEED

DELIVERY INFORMATION:
†Can Ship UPS.
Freight Class 70.

PREMIERE PORTABLE SAS & ADD-A-PANEL SPACE DIVIDERS:



PREMIERE PORTABLE SAS SPACE ARRANGING SYSTEM

NUMBER	PANEL MATERIAL	SIZE (HXW)	WEIGHT
SAS64DE	Designer Fabric	6' x 4'	200 lbs.
SAS66DE	Designer Fabric	6' x 6'	225 lbs.
SAS68DE	Designer Fabric	6' x 8'	250 lbs.
SAS64F	Fabricork	6' x 4'	200 lbs.
SAS66F	Fabricork	6' x 6'	225 lbs.
SAS68F	Fabricork	6' x 8'	250 lbs.
SAS64	Cork	6' x 4'	200 lbs.
SAS66	Cork	6' x 6'	225 lbs.
SAS68	Cork	6' x 8'	250 lbs.
SAS64L	LCS	6' x 4'	200 lbs.
SAS66L	LCS	6' x 6'	225 lbs.
SAS68L	LCS	6' x 8'	250 lbs.
SAS64LF	LCS/Fabricork	6' x 4'	200 lbs.
SAS66LF	LCS/Fabricork	6' x 6'	225 lbs.
SAS68LF	LCS/Fabricork	6' x 8'	250 lbs.

FEATURES:


- Heavy-duty double barrel hinge allows a full 360-degree rotation of the panel
- Freestanding and wall attached, panels can be arranged in practically any configuration
- Panels have honeycomb core adding strength without weight, and are framed in satin anodized aluminum
- LCS Porcelain enamel steel markerboards, Claridge Cork, Designer Fabric or Fabricork tackboard panels, or a combination of both. See pages 5 and 17 for color selections.

OPTIONS:

- SAS Stabilizer; SAS panels come with one stabilizer foot; additional foot with casters optional.
- SAS Hinge add: For hinging panel to a wall

Note: 6' and 8' panels, when ordered with LCS, will be made with the top 4' section markerboard; the bottom 2' section will be Fabricork. Specify colors.

Note: When single panels are ordered, an additional stabilizer foot will be required. When ordering more than one panel, **specify if panels are to be hinged together.**



ADD-A-PANEL SPACE DIVIDER

NUMBER	DESCRIPTION	WEIGHT
654	6' Tall x 4' Wide, no posts	65 lbs.
654A	6' Tall x 3' Wide, no posts	49 lbs.
654F	4'6" Tall x 4' Wide, no posts	50 lbs.
654G	4'6" Tall x 3' Wide, no posts	38 lbs.
676	4' H x 6' W – includes posts and feet	75 lbs.
677	6' H x 4' W – includes posts and feet	75 lbs.
† 654M	6' Tall Post with glide	12 lbs.
† 654N	4' 6" Tall Post with glide	10 lbs.
† 654P	6' Long Dual Height Post	15 lbs.
† 654R	Floor Stabilizer	3 lbs.

FEATURES:

- Components are joined and supported by satin anodized aluminum posts – use in singles or in groups
- Converts open space into special purpose areas; relocates easily when requirements change
- Panels fit both top and bottom in special receptacles, move easily and lock securely into place with a simple twist of the wrist
- Fabricork tackable panels

OPTIONS:

- LCS porcelain enamel steel markerboard
- Vitracite chalkboard
- Designer Fabric tackable panel.

Note: See pages 5 and 17 for color selection.

**GUARANTEED
SHIPPING**
ACKNOWLEDGED IN 72 HOURS
– SHIP DATE IS GUARANTEED

DELIVERY INFORMATION

SAS panels ship freight class 85.
add-A-Panels ship freight class 70.
†Can ship UPS.

MAP, DISPLAY RAIL & FIELD ASSEMBLED TRIM



MAP RAIL:



51EZ ECONOMY MAP & DISPLAY RAIL



74EZ DELUXE MAP & DISPLAY RAIL



94 COMBINATION MAP RAIL & CLIP STRIP

NUMBER	DESCRIPTION
51EZ	Less than 100 lineal ft. 100 to 200 lineal ft. 200 lineal ft. and over
51D	Display Rail without cork insert
51C	Plastic Map Hooks
51M	Metal Map Hooks
51RB	Roller Brackets
51FH	Flag Holders
51ES	End Stops
52ES	Flat End Stops

NUMBER	DESCRIPTION
74EZ	Less than 100 lineal ft. 100 to 200 lineal ft. 200 lineal ft. and over
74D	Display Rail without cork insert
76	Plastic Map Hooks
76M	Metal Map Hooks
76RB	Roller Brackets
76FH	Flag Holders
74ES	End Stops
75ES	Flat End Stops

NUMBER	LENGTH
CMR94-2	2'0"
CMR94-4	4'0"
CMR94-6	6'0"
CMR94-8	8'0"

Note: Use same accessories as 74EZ

- FEATURES:**
- Aluminum rail is approx. 1" wide with a 5/8" tan cork insert (unless otherwise specified)
 - Recessed screw guide insures easy installation – no counter-sinking, no eyelets required
 - Angled design keeps insert in place
 - Available in 6, 8, 10, 12, and 16 foot lengths
 - 51EZ weighs approximately 1/4 lb. per lin. ft.

- FEATURES:**
- Aluminum rail is approx. 2" wide with a 1-5/8" tan cork insert (unless otherwise specified)
 - Screw directly to wall; recess screw guide allows insert to install easily over the screws
 - Furnished with 1-1/2" pan head screws
 - Available in 6'3", 8'6", 10'6", 12'6" and 17' lengths
 - 74 EZ weighs approximately 1/2 lb. per lin. ft.

- FEATURES:**
- Offers the combined utility of a clip strip and a display rail all in one
 - Extruded aluminum rail is approx. 3-1/4" wide O.A.; 1-5/8" tackable insert in your choice of tackable materials and colors. See page 17 for material and color selection.
 - Factory installed clips (6" on center) are perfect for presentations using drawings, photos, maps, etc.
 - CMR weighs approximately 1/2 lb. per lin. ft.

DELIVERY INFORMATION

Lengths through 8'6" can ship UPS.
Freight class 85.

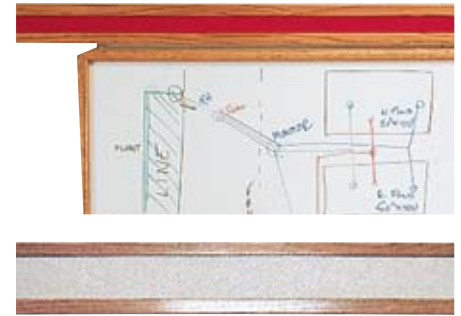
MAP RAIL:



79 HANG-TIGHT RAIL SYSTEM



EDR EXHIBIT RAIL



WDR WOODEN DISPLAY RAIL

NUMBER	LENGTH
HT79-2	2'0"
HT79-4	4'0"
HT79-6	6'0"
HT79-8	8'0"

FEATURES:

- Combines standard aluminum map and display rail with a specially designed extrusion that holds posters, pamphlets, blueprints, etc., securely in place without tacking
- For easy removal, simply pull up and out
- Tackable insert is approx. 1-5/8" wide, available in your choice of materials and colors. See page 17 for options
- Compatible with 74EZ accessories shown on page 62
- Rail and gripping mechanism are made of heavy gauge aluminum
- HT79 weighs approximately 1 lb. per lin. ft.

NUMBER	LENGTH	NUMBER	LENGTH
EDR3	3'	EDR3-6	6-Pack
EDR4	4'	EDR4-6	6-Pack
EDR6	6'	EDR6-6	6-Pack
EDR8	8'	EDR8-6	6-Pack
EDR12	12'	EDR12-6	6-Pack

FEATURES:

- EDR offers an attractive and economical way of adding exhibit space
- Rail is 3" wide and features an F560 Dusk Blue Fabricork tackable insert
- Mounts with 3/4" flat head screws (furnished) or with your double-sided tape
- EDR Rail weighs approximately 1/2 lb. per. lin. ft.

OPTIONS:

- Other insert colors available. See page 17 for colors.



CS CLIP STRIPS

NUMBER	LENGTH	NUMBER	LENGTH
CS18	18"	CS18-6	6-Pack
CS24	24"	CS24-6	6-Pack
CS36	36"	CS36-6	6-Pack
CS48	48"	CS48-6	6-Pack
CS60	60"	CS60-6	6-Pack

FEATURES:

- Satin anodized aluminum strip has steel clips on 3" centers
- Clip Strip installs directly to walls with screws, in predrilled holes, or with double-sided tape (screws and tape supplied)
- Single sheets of paper or heavy posters can be displayed without tape, tacks or pins
- CS weighs approximately 1/4 lb. per. lin. ft.

NUMBER	WIDTH	LENGTH	WEIGHT
WDR82-2	3"	2'	1.5 lbs.
WDR82-4	3"	4'	3 lbs.
WDR82-6	3"	6'	4 lbs.
WDR82-8	3"	8'	6 lbs.
WDR83-2	4"	2'	2 lbs.
WDR83-4	4"	4'	4 lbs.
WDR83-6	4"	6'	6 lbs.
WDR83-8	4"	8'	8 lbs.

FEATURES:

- WDR is available in two widths – approx. 3" wide with a 1-1/2" tackstrip and approx. 4" wide with a 2-1/2" tackstrip
- Rail mounts directly to wall and can butt to door facing or corner moldings. End stops (furnished) provide a finished look in any length
- Tackable insert in Claridge Cork, Fabricork, Designer Fabric and Hook-Fab. See page 17 for color selection.
- Natural Oak finish
- Available in several finishes as well as unfinished to be painted or finished on the job to match existing walls

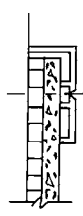
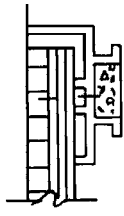
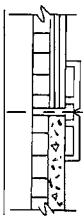
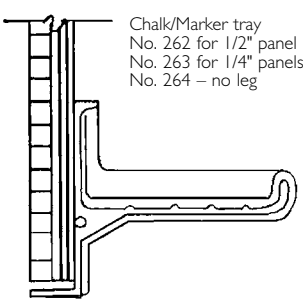

OPTIONS:

- Utilize optional No. 87 Clips for hanging small boards that use keyhole type hangers directly from WDR rail.

DELIVERY INFORMATION

All ship UPS except EDR12.
Freight class 85.

ACCESSORY TRAY & TRIM:



No. 169
Mullion Trim
for either
1/2" or 1/4"
panel

No. 151 Map Rail
for 1/2" panel. If
for 1/4" we will
rip leg. specify on
order

No. 170 Trim
for 1/2" panel

No. 170A
Trim for 1/4"
panel

MAGNETIC ACCESSORY TRAYS

NUMBER	LENGTH	TRAY DEPTH	FINISH
264M1	1'	2 3/4"	Satin
264M2	2'	2 3/4"	Satin
264M3	3'	2 3/4"	Satin
264M4	4'	2 3/4"	Satin
264MP1	1'	2 3/4"	Powder
264MP2	2'	2 3/4"	Powder
264MP3	3'	2 3/4"	Powder
264MP4	4'	2 3/4"	Powder
265M1	1'	1 5/8"	Satin
265M2	2'	1 5/8"	Satin
265M3	3'	1 5/8"	Satin
265M4	4'	1 5/8"	Satin
265MP1	1'	1 5/8"	Powder
265MP2	2'	1 5/8"	Powder
265MP3	3'	1 5/8"	Powder
265MP4	4'	1 5/8"	Powder
266MV1	1'	2 1/2"	Vinyl
266MV2	2'	2 1/2"	Vinyl
266MV3	3'	2 1/2"	Vinyl
266MV4	4'	2 1/2"	Vinyl

FEATURES:

- Aluminum and vinyl – magnetic trays adhere to all Claridge porcelain enamel steel markerboards and chalkboards as well as other steel surfaces
- Magnet-backed trays are ideal for chalkboard and markerboard accessories, organizing your desk top, displaying art and copyboards
- 264M – Satin anodize finish aluminum tray is 2-3/4" deep
- 264MP – Powder Coat finish aluminum tray – see page 80 for color selection
- 265M – Satin anodize finish aluminum tray is 1-5/8" deep
- 265MP – Powder Coat finish aluminum tray – see page 80 for color selection
- 266MP – Black vinyl tray is 2-1/2" deep

FIELD ASSEMBLED SCREW-ON ALUMINUM TRIM

NUMBER	DESCRIPTION	WEIGHT PER LIN. FT.
262	Chalk/marker tray	1 lb.
262	R/L End Closures (pr)	
263	Chalk/marker tray	.75 lb.
264	Chalk/marker tray	.75 lb.
169	Mullion Trim	.5 lb.
170	Trim	.5 lb.
170A	Trim	.5 lb.
151	Map Rail – 1/2" leg	.5 lb.
151A	Map Rail – 1/4" leg	.5 lb.
151M	Map Rail – no leg	.5 lb.

FEATURES:

- Screw-on trim, with exposed fasteners is noted for ease of installation
- Use on field-assembled markerboards, chalkboards, tackboards, or combinations
- Accessory Tray, Mullion Trim, Perimeter Trim, Display Rail available

Note: Weight is per lineal ft.

STOCK LENGTHS:

Nos. 262, 263, 264, 169, 170, 170A and 151 are available in 8'6", 10'6", 12'6", 17' and 21' lengths. Specify lengths required.

ORDER INFORMATION:

Always specify NUMBER of pieces required, lengths required and if trim is to be used with 1/4" or 1/2" panels.

DELIVERY INFORMATION

Lengths through 8'6" can ship UPS.
Freight class 85.

ACCESSORIES & MISC.



MARKERBOARD & CHALKBOARD ACCESSORIES:



LCS MARKERS

NUMBER	COLOR	QUICKSHIP
LCS669	Red	*
LCS670	Blue	*
LCS671	Black	*
LCS672	Green	*
LCS673	Assorted	*
LCS769	Fine Line – Red	*
LCS770	Fine Line – Blue	*
LCS771	Fine Line – Black	*
LCS772	Fine Line – Green	*
LCS773	Fine Line – Assorted	*
LCS673-4	4-Pack (one of each color)	*
LCS227	Eraser – Dozen	*

FEATURES:

- LCS dry-erase markers – broad tip and fine line – are available in packages of one dozen in Red, Blue, Black, Green and Assorted; 4-packs (broad tip) available assorted

OPTIONS:

- LCS668-2 (two LCS markers and one eraser)



STANDARD SEWED ERASERS

NUMBER	QUICKSHIP
Standard Sewed Eraser – Dozen	*
Weight, 2 lbs.	
Standard Sewed Eraser – Gross	*
Weight, 20 lbs. Freight class 85.	

FEATURES:

- Ideal for use on markerboard or chalkboard surface
- Felt eraser provides dependable service and good cleaning qualities
- 5" x 2" x 1-1/4"



LCS775 DRY ERASE KIT

NUMBER	DESCRIPTION	QUICKSHIP
LCS775	Kit, single packed	*
LCS775-6	Kit – Carton (6 kits)	*

FEATURES:

- Kit includes: 4 fine point and eight broad-tipped LCS markers, 1 Bottle LCS683 Markerboard cleaner, 1 Markerboard Eraser

Weight 3 lbs. Freight class 100.



LCS683 CLARIDGE WHITE BOARD CLEANER

NUMBER	DESCRIPTION	QUICKSHIP
LCS683	Board Cleaner	*
LCS683D	Board Cleaner – dozen	*
LCS683G	Board Cleaner – gallon	*

FEATURES:

- Cleans and restores LCS and MLC Markerboard surfaces
- Convenient 8-oz. pump spray bottle and gallon refills



80 PARTITION PANEL CLIPS

NUMBER	QUICKSHIP
80	*

FEATURES:

- Spring steel clips fit over the top of any 2" thick partitions
- Small prongs fit underneath the board trim

DELIVERY INFORMATION:

Freight Class as shown.
All items ship UPS.
All items are "Quick Ship".

EASELS:



MODEL 1, 2 AND 31 ALUMINUM EASELS

NUMBER	SIZE	WEIGHT
Model 1	56 x 34 x 32	7 lbs.
Model 2	69 x 34 x 34	12 lbs.
Model 31	23 x 23	3 lbs.

FEATURES:

- MODEL 1 EASEL FEATURES:**
- Handles boards up to and including 3' x 4'
- MODEL 2 EASEL FEATURES:**
- Handles boards up to and including 4' x 6'
- MODEL 31 TABLE EASEL FEATURES:**
- Use on desks, tables, and counters



172EB FLIPCHART EASEL WITH SPRING-LOADED FLIPCHART CLAMP

NUMBER	SIZE	WEIGHT
172E	56 x 34 x 32	4 lbs.
172EB	69 x 34 x 34	5 lbs.

FEATURES:

- Lightweight, aluminum tripod easel with 3/4" tubular telescoping legs
 - Legs adjust from 35" to 66" in height
 - Ideal for table top or full height presentations
 - Adjustable board holders
- Note: 172E does not have flipchart clamp



45 DISPLAY EASEL

NUMBER	SIZE	WEIGHT
45	56 x 34 x 32	10 lbs.

FEATURES:

- Natural finished hardwood easel folds flat for easy storage
- Handles boards up to and including 3' x 4'



175E AND 176E ALUMINUM TRIPOD EASELS WITH BRUSHED GOLD ANODIZE FINISH

NUMBER	DESCRIPTION	HEIGHT	WEIGHT
175E	Aluminum w/ brushed gold anodized finish	60"	8 lbs.
176E	Aluminum w/ brushed gold anodized finish	72"	8 lbs.

FEATURES

- 175E EASEL FEATURES**
- Sturdy 60" tall tripod easel folds in one quick motion
 - Hinged chart or board holders attached to sturdy aluminum legs at three different heights for board and poster display
- 176E EASEL FEATURES**
- Lightweight, rugged tripod for boards, posters or paper pads
 - Travels easily and sets up in seconds
 - Hinged chart or board holders attached at four different heights
 - Spring-Loaded Chart Clamp included – clamp attaches without tools and handles all standard easel paper pads



DECORATIVE POSTER EASELS

NUMBER	DESCRIPTION	HEIGHT	WEIGHT
190	Solid Oak, light finish, brass accents	59"	7 lbs.
191	Solid Brass, with lacquer coated accents	59"	7 lbs.
192	Hardwood, black finish, brass accents	59"	7 lbs.

FEATURES:

- Stylish but sturdy
 - Ideal for displaying artwork and posters
- Note: Some assembly required.

DELIVERY INFORMATION:
Freight Class 85.
All items ship UPS.

DIRECTORY LETTERS: ROMAN STYLE



ROMAN STYLE DIRECTORY LETTERS

NUMBER	LETTER SIZE
R1	3/8"
R2	1/2"
R3	3/4"
R4	1"
R5	1 1/2"
R6	2"
R7	3"

- FEATURES:**
- White plastic letters, numbers and punctuation marks for use on any directory
 - Standard assortments – available in multiples of 100 – include:
 - Assorted Letters only
 - Assorted Numbers only
 - Assorted Letters and Numbers
 - Individual letters and numbers may be ordered in sizes and quantities desired
 - Punctuation marks available are: period, comma, colon, semi-colon, dash, question mark, exclamation, dollar and cent signs, diagonal, percent, ampersand and apostrophe

STORAGE BOXES – NO LETTERS INCLUDED

NUMBER	BOX SIZE
368	13-1/2" x 9-1/2" x 1-1/2"
370	19-3/4" x 13" x 2"

FEATURES:

Note: To determine the NUMBER of rows of lettering for a directory, divide the height of the directory by the height of the letters, allowing desired space between the rows. For example: a 36" (H) directory using 1" letters and 1/2" spacing between rows can have up to 24 rows of lettering (36" divided by 1-1/2" = 24)

STORAGE BOX FILLED WITH 100 ASSORTED LETTERS AND NUMBERS

NO	LETTER	BOX SIZE
383	3/8"	13-5/16"x 9-11/16"x1-1/2"
384	1/2"	
385	3/4"	
386	1"	
387	1-1/2"	19-1/2"x12-13/16"x 2-1/16"
388	2"	

- FEATURES:**
- Storage boxes are durable fiberboard with cardboard compartment dividers
 - Assortment includes the following: 6 ea. E; 5 ea. A, O, S; 4 ea. I, R, T; 3 ea. B, C, D, F, G, H, L, M, N, P, U, W; 2 ea. K, V, Y; 1 ea. J, Q, X, Z; 2 ea. 0, 1, 2, 3, 4, 5, 6, 7, 8, 9, and 1 ea ampersand.
- Above assortment will not be changed.

DELIVERY INFORMATION:

Letters and boxes ship UPS. Freight Class 70

COAT & HAT STORAGE:



WAW127 HAT AND COAT RACK –
DARK OAK FINISH

NUMBER	# OF HOOKS	LENGTH	WEIGHT
WAW127-3	6	37-1/4"	15 lbs.
WAW127-4	8	49-1/4"	20 lbs.

FEATURES:

- Provides maximum storage in limited space
- Triangle end panels extend 12" from wall; hat shelf is 12" (W)
- Equipped with double prong nylon hooks and concealed wall hangers



WAW126 HAT AND COAT RACK –
DARK OAK FINISH

NUMBER	# OF HANGERS	LENGTH	WEIGHT
WAW126-3	12	37-1/4"	30 lbs.
WAW126-4	16	49-1/4"	40 lbs.

FEATURES:

- Single shelf wall rack designed for use where limited storage capacity is required
- End panels are 13" high at wall and extend 12" from wall
- Powder Coat finished steel hanger rod
- Furnished with WR round-stem hangers and concealed wall hangers



WAW129 HOOK PANEL –
DARK FINISH OAK

NUMBER	# OF HOOKS	LENGTH	WEIGHT
WAW129-2	4	24"	6 lbs.
WAW129-3	6	36"	9 lbs.
WAW129-4	8	48"	12 lbs.

FEATURES:

- Simple, yet practical, oak wall panel is adapted to harmonize with room decor
- 8" (W), hook panel is furnished with double prong nylon hooks mounted with concealed screws; specify hook color

DELIVERY INFORMATION:

Freight Class 125 for Wall Racks.
Freight Class 70 for Rails and Hooks.
All items ship UPS.

LITERATURE RACKS:



820 TRIANGULAR LITERATURE RACK

NUMBER	FINISH	WEIGHT
820CH	Cherry Finish	75 lbs.
820MA	Maple Finish	75 lbs.
820MS	Mahogany Stain	75 lbs.
820WN	Walnut Natural Finish	75 lbs.
820WO	Walnut Oil Finish	75 lbs.

FEATURES:

- 3-sided wooden literature rack has aluminum accents
- Black turntable base allows for easy access to all 3 sides
- 9 individual magazine/book holders
- O.A. height approx. 72"
- Available in Walnut, Mahogany, Maple and Cherry



920 GRAPHICS LITERATURE RACK

NUMBER	FINISH	WEIGHT
920CH	Cherry Finish	65 lbs.
920MA	Maple Finish	65 lbs.
920MS	Mahogany Stain Finish	65 lbs.
920WN	Walnut Natural Finish	65 lbs.
920WO	Walnut Oil Finish	65 lbs.

FEATURES:

- Two-sided wooden literature rack
- Magnetic mounted Plexiglas graphics display cover, both sides
- Display graphics up to 18" x 28"
- Double capacity Plexiglas literature/pamphlet rack on both sides
- O.A. height approx. 72"
- Available in Walnut, Mahogany, Maple and Cherry



LITERATURE RACK

NUMBER	FINISH	SIZE (HXWXD)	WEIGHT
FREESTANDING			
720N	Natural Oak	43"x20"x4-3/4"	38 lbs.
720M	Medium Oak	43"x20"x4-3/4"	38 lbs.
720D	Dark Oak	43"x20"x4-3/4"	38 lbs.
WALL MOUNT			
721N	Natural Oak	43"x20"x4-3/4"	38 lbs.
721M	Medium Oak	43"x20"x4-3/4"	38 lbs.
721D	Dark Oak	43"x20"x4-3/4"	38 lbs.

FEATURES:

- Overall height of freestanding rack is 54-1/2" including legs and base
- Freestanding literature rack has black painted base and side supports
- Wall mounted literature rack hangs in minutes from concealed keyhole hangers
- Durable as well as attractive, literature racks have 3 evenly spaced 4" deep shelves with black painted accent slats

OPTIONS:

- Plexiglas front in lieu of black slats

DELIVERY INFORMATION:

Freight Class 175.


MATERIALS

FACE SHEETS & PANELS

THE MOST PRACTICAL AND ECONOMICAL WAY TO REJUVENATE OLD MARKERBOARDS AND CHALKBOARDS – USE VITRACITE OR LCS SKINS (FACE SHEETS) OVER EXISTING BADLY-WORN BOARDS. LCS SKINS ARE ALSO AVAILABLE WITH DOUBLE-SIDED TAPE FOR EASY INSTALLATION. FRAMED E-Z FIT PANELS STANDARD OR LCS-II LOW GLOSS PROVIDE YET ANOTHER OPTION FOR RESURFACING OLD BOARDS.

MARKERBOARDS: COLOR OPTIONS


LCS-II



75 LCS-II LOW GLOSS
WHITE




87 LCS-II
BLACK




92 LCSII WHITE

LCS




32 LCS WHITE




41 LCS LIGHT GRAY

MLC



1032 MLC WHITE
MELAMINE

VITRACITE CHALKBOARDS: COLOR OPTIONS



19 CLEARCRITE GREEN



13 BLACK



16 CHARCOAL GRAY


FACE SHEETS & PANELS: MARKERBOARDS & CHALKBOARDS



LCS MARKERBOARD SKINS



LCS SKINS WITH DOUBLE-SIDED TAPE



VITRACITE SKINS (FACE SHEETS)


NUMBER	STD. HEIGHT	STD. LENGTH	NUMBER	STD. HEIGHT	STD. LENGTH	NUMBER	STD. HEIGHT	STD. LENGTH
LCS	4'0"	4', 6', 8', 10', 12'	EZ Stick Skins	4'0"	4', 6', 8', 10', 12'	Vitracite	4'0"	4', 6', 8', 10', 12'
FEATURES: <ul style="list-style-type: none"> LCS porcelain enamel steel skins can be applied on the face of slate, composition chalkboard, or slated plaster walls to convert old defective boards into permanent new boards of superior quality LCS Skins are made from aluminized steel sheets; the porcelain surface is fused permanently to the steel LCS provides a colorfast and highly scratch and stain resistant markerboard surface that writes and erases easily and is easy to maintain Face sheets are shipped precut to customer's specifications Cutting charge and packing charge may apply <p>Note: For floor-to-ceiling installations requiring matched butt joints, contact Claridge</p>			FEATURES: <ul style="list-style-type: none"> LCS porcelain enamel steel skins backed with double-sided tape make resurfacing existing boards a breeze Measure to verify fit, clean old board surface, position new skin, peel and stick – it's that easy EZ Stick Skins installations use no solvents, eliminate drying time and are always a consistent thickness Face sheets are shipped precut to customer's specifications <p>Note: For floor-to-ceiling installations requiring matched butt joints, contact Claridge</p>			FEATURES: <ul style="list-style-type: none"> Vitracite porcelain enamel steel skins can be applied on the face of slate, composition chalkboard, or slated plaster walls to convert old defective boards into permanent new boards of superior quality Vitracite Skins are made from aluminized steel sheets; the porcelain surface is fused permanently to the steel Vitracite provides a colorfast and highly scratch and stain resistant chalkboard surface with unexcelled chalking and erasing qualities; easy to maintain Face sheets are shipped precut to customer's specifications 		



LCS-II EZ FIT PANELS – 1/2" FACE TRIM



LCS-II EZ FIT PANELS – 1/2" FACE TRIM




LCS-II MARKERBOARD PANEL

NUMBER	SIZE (HXW)	WEIGHT	NUMBER	SIZE (HXW)	WEIGHT	NUMBER	CORE
EZL244-92	4' x 4'	44 lbs.	EZL244-75	4' x 4'	44 lbs.	LCS-II-115-M	1/4" hardboard
EZL246-92	4' x 6'	66 lbs.	EZL246-75	4' x 6'	66 lbs.	LCS-II-216-M	7/16" duracore
EZL248-92	4' x 8'	88 lbs.	EZL248-75	4' x 8'	88 lbs.	FEATURES: <ul style="list-style-type: none"> LCS-II porcelain enamel steel surface mounted on either 7/16" duracore or 1/4" hardboard core with a moisture barrier back. Standard height is 4'0"; standard lengths are 4', 6', 8', 10', 12' and 16' Made from enameling grade steel during a 3-coat process, the LCS-II markerboard surface writes smoothly and erases cleanly Use with screw-on trim shown on page 64, for custom framing or for OEM applications 	
EZL2410-92	4' x 10'	110 lbs.	EZL2410-75	4' x 10'	110 lbs.		
EZL2412-92	4' x 12'	132 lbs.	EZL2412-75	4' x 12'	132 lbs.		
EZL2416-92	4' x 16'	176 lbs.	EZL2416-75	4' x 16'	176 lbs.		
FEATURES: <ul style="list-style-type: none"> Panels are LCS-II 92 white porcelain enamel steel on Medium Density Fiberboard core with a moisture barrier back EZ Fit panels are designed to fit over existing boards Holes are pre-drilled 2' on center; 1" self-tapping screws included Satin anodize aluminum trim 			FEATURES: <ul style="list-style-type: none"> Panels are 75 LCS-II low gloss porcelain enamel steel on Medium Density Fiberboard core with a moisture barrier back; satin anodize aluminum trim EZ Fit panels are designed to fit over existing boards Holes are pre-drilled 2' on center; 1" self-tapping screws included 			OPTIONS: <ul style="list-style-type: none"> Low gloss in lieu of standard gloss LCS-II is available in 5'0" heights 	

DELIVERY INFORMATION:

Sizes up to 3' x 4' can Ship UPS.
Freight Class 70.


PANELS: MARKERBOARDS & CHALKBOARDS



LCS MARKERBOARD PANEL



VITRACITE CHALKBOARD PANEL



MLC MELAMINE MARKERBOARD PANEL

NUMBER	CORE	NUMBER	CORE	NUMBER	CORE
LCS-115-M	1/4" Hardboard	VIT-115-M	1/4" Hardboard	1032	1/4" Panel
LCS-216-M	7/16" Duracore	VIT-216-M	7/16" Duracore		
FEATURES:		FEATURES:		FEATURES:	
<ul style="list-style-type: none"> LCS porcelain enamel steel mounted on either 7/16" particle or 1/4" hardboard core with a moisture barrier back Standard height is 4'0"; standard lengths are 4', 6', 8', 10', 12' and 16' Colorfast and highly scratch and stain resistant markerboard; writes and erases easily; easy to maintain. Use with screw-on trim shown on page 64, for custom framing or for OEM applications 		<ul style="list-style-type: none"> Vitracite porcelain enamel steel mounted on either 7/16" duracore or 1/4" hardboard core with a moisture barrier back Standard height is 4'0"; standard lengths are 4', 6', 8', 10', 12' and 16' Colorfast and highly scratch and stain resistant chalkboard; unexcelled chalking and erasing qualities; easy to maintain Use with screw-on trim shown on page 64, for custom framing or for OEM applications 		<ul style="list-style-type: none"> Melamine provides a smooth, white, non-magnetic writing surface Panel is 1/4" thick For use with LCS markers <p>Note: The use of chalk, improper markers or abrasive cleaners may cause permanent stains or damage.</p>	

WALL PANELS:



MARKER WALLS



TACK WALLS

NUMBER	DESCRIPTION	NUMBER	DESCRIPTION
MW1	Steel Skins with matched butt joints and adhesive	TW1F	Fabricork vinyl fabric on duracore with edges wrapped; and I6A Adhesive
MW2	Mounted LCS panels with steel spline joints, I016 trim and adhesive	TW1D	Designer Fabric on duracore with edges wrapped; I6A
FEATURES:		TW2F	Fabricork vinyl on duracore, I016FC fabric covered trim, fabric covered H-Bar and I6A Adhesive
<ul style="list-style-type: none"> Cover an entire wall, floor-to-ceiling Ideal for offices, boardrooms, conference rooms, etc. – any where ideas are shared Panels butt together for a continuous writing surface Choose from LCS skins with matched butt joints or laminated panels. (Laminated panels are recommended for use on walls that are uneven.) Available in 8' or 10' heights Available in lengths up to 12' <p>Note: If installation to floor is not required, use 264 marker tray at bottom of marker walls</p>		TW2D	Designer Fabric on duracore, I016FC fabric covered trim and H-bar; I6A Adhesive
DELIVERY INFORMATION:		FEATURES:	
<p>Sizes up to 3' x 4' can Ship UPS.</p> <p>Freight Class 70.</p>		<ul style="list-style-type: none"> See page 17 for color choices. Cover an entire wall or work space, floor-to-ceiling Ideal for offices, boardrooms, conference rooms, etc. – view lengthy schedules and project planners at a glance Edge-wrapped panels in either Fabricork or Designer Fabric butt together for a continuous surface For a more finished look, order panels with fabric covered trim, fabric covered H-Bar joints and fabric covered inside and outside corners Panels can be custom-made to fit existing walls Available in 8' or 10' heights and 4' increments in length 	

JOINTS:

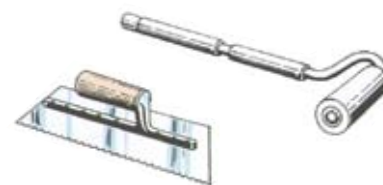


H-BAR

ADHESIVES:




ADHESIVE



ROLLER AND TROWEL

NAME	NUMBER	DESCRIPTION	WEIGHT	NUMBER	DESCRIPTION	WEIGHT
H-Bar	15	Adhesive – 1 gallon	10lbs	65	Serrated Steel Trowel	5 lbs.
	16A	Adhesive – 1 gallon	10lbs	64	Pressure Roller	4 lbs.
	16A-4G	Adhesive – 4-1 gallon	40lbs.			
	16A-5G	Adhesive – 5 gallon	50lbs.			
	17	Adhesive – 1 gallon	10lbs.			
	LN903	Adhesive – 28 oz. tube	2.75lbs.			
FEATURES:	FEATURES:			FEATURES:		
<ul style="list-style-type: none"> Use colored aluminum H-bars for joining two or more panels H-bar has a 1" face and a 1/2" opening Available in lengths up to 12' 	<p>Four Adhesives Offered</p> <p>15 ADHESIVE</p> <ul style="list-style-type: none"> Used for installing unmounted tackboard panels Available in one-gallon cans; coverage varies from 80 to 100 sq. ft. <p>16 ADHESIVE</p> <ul style="list-style-type: none"> Used for installing framed markerboards, chalkboards, and tackboards as well as Skins and panels Available in one- and 5-gallon cans and in cartons of four one-gallon cans; one gallon covers approx. 160 sq. ft. area of factory framed boards or 80 sq. ft. area of materials <p>17 ADHESIVE</p> <ul style="list-style-type: none"> Used for installing fabric only (936 Hook-Fab, 3106 Designer Fabric and 1499 Fabricork vinyl fabric) Available in one-gallon cans; coverage varies from 80 to 100 sq. ft. <p>LN903 ADHESIVE</p> <ul style="list-style-type: none"> Low VOC Adhesive - Meets VOC standards; used in place of 16A Ideal for installations where building code regulations limit VOC's Available in 28-oz tubes; one tube covers approx. 35 sq. ft. of factory framed boards 			<p>SERRATED STEEL TROWEL</p> <ul style="list-style-type: none"> Serrated Steel Trowel – ideal for spreading markerboard or chalkboard adhesive – is made of masonry trowel steel with a serrated edge with 1/8" notches <p>PRESSURE ROLLER</p> <ul style="list-style-type: none"> Pressure Roller – Lightweight rubber roller designed for erecting vertical wall panels. Recommended for installation of markerboard or chalkboard skins 		



66 EXTRUDED ALUMINUM JOINT

NAME
66
FEATURES:
<ul style="list-style-type: none"> Designed to fit over H-bar, 66 Joint is 1" wide Finished to match writing surface, it covers existing joint and overlaps face sheet Furnished with double-sided tape for easy installation Available in lengths up to 12'

TAN NUCORK

TAN NUCORK IS A PREMIUM GRADE, FINE GRAIN NATURAL TAN COMPOSITION CORK. NUCORK IS DIMENSIONALLY STABLE AND HAS UNIFORM DENSITY AND PARTICLE SIZE.

TAN NUCORK:



TAN NUCORK



TAN NUCORK: COLOR OPTIONS



TAN

NUMBER		CORK THICKNESS	BACKING	WEIGHT
150	Full Rolls only	1/4"	None	1/4 lb.
	under 200 sq. ft.	1/4"	None	1/4 lb.
	over 200 sq. ft.	1/4"	None	1/4 lb.
150FR	Full Rolls only	1/4"	None	1/4 lb.
	under 200 sq. ft.	1/4"	None	1/4 lb.
	over 200 sq. ft.	1/4"	None	1/4 lb.
380A		1/8"	Duracore	3/4 lb.
550		1/4"	Hardboard	1/2 lb.

FEATURES:

- An economical tackboard surface, Tan Nucork is pure grain natural cork without burlap backing
- Nucork has a smooth, resilient surface ideal for use with pins or thumbtacks
- 150 FR Nucork has a Class B fire rating based on ASTM E84 tunnel test as follows: flame spread – 65; smoke developed – 70. Meets military specification MIL-C-15116, Type II
- Available unmounted - by the piece or in full rolls, and mounted on either duracore or hardboard
- Standard height is 4'; mounted nucork available in lengths up to 16'
- Full rolls are approximately 115' long. (Lengths of rolls vary. Billing based on actual square footage shipped.)

CUTTING CHARGE:

- For cutting mounted cork to other than standard sizes (both vertical and/or horizontal) a cutting charge may apply

PACKING CHARGE:

- A packing charge may be added to orders for less than 200 sq. ft. of mounted Nucork.

Note: Unmounted cork is shipped oversize for cutting to exact size on job.

CLARIDGE CORK

CLARIDGE CORK IS MADE FROM RENEWABLE RAW MATERIALS. THE COMBINATION OF OXIDIZED LINSEED OIL, RESIN, CORK AND PIGMENTS IN THE PRODUCT GIVES CLARIDGE CORK FLEXIBILITY AND RESILIENCE. CLARIDGE CORK HAS A SMOOTH, UNIFORMLY DENSE, SUEDE-LIKE SURFACE WITH EXCEPTIONAL DURABILITY. CLARIDGE CORK IS APPLICABLE IN EDUCATION: FROM CLASSROOMS TO HALLWAYS; IN HEALTHCARE FROM PUBLIC AREAS TO STAFF AREAS TO PATIENT ROOMS; AND IN OFFICE BUILDINGS – ON THE WALLS IN OFFICES, IN CONFERENCE ROOMS AND MEETING AREAS.

CLARIDGE CORK:



1/4" UNMOUNTED CORK NUMBER

1100 TAN
1105 DESERT SAND
1107 DENIM
1109 BUFF
1110 FAWN
1111 SMOKE
1113 STEEL GRAY
1132 BLACK
1133 GREEN
1134 MIDNIGHT
1135 BRICK
1136 GRAPHITE

1/4" MOUNTED CORK NUMBER

1106 TAN
1112 DESERT SAND
1121 DENIM
1122 STEEL GRAY
1126 FAWN
1127 SMOKE
1131 BUFF
1142 BLACK
1143 GREEN
1144 MIDNIGHT
1145 BRICK
1146 GRAPHITE

CLARIDGE CORK

NUMBER	CORK THICKNESS	BACKING	WEIGHT PER SQ. FT.
Unmounted Cork 4' roll	1/4"	Heavy Burlap	1lb.
under 200 sq. ft.	1/4"	Heavy Burlap	1lb.
over 200 sq. ft.	1/4"	Heavy Burlap	1lb.
Mounted Corkboard	1/4"	Burlap on Hardboard	2lb.

FEATURES:

- Claridge Cork is made from pure natural ingredients
- The color-impregnated surface is durable, self-healing, soil resistant and washable
- Burlap backed, Claridge Cork is dimensionally stable and will not warp or crumble
- Meets ASTM E-84 and meets or exceeds MIL-C-15116-C, Type I
- No toxins or harmful emissions

STANDARD SIZES:

- Claridge cork is priced on the basis of 4' height and 1' increments in length. All unmounted cork is shipped oversize for cutting to exact size on the job
- Mounted cork available in lengths up to 16'
- Full rolls of Claridge Cork average 95' in length. Invoicing is based on actual square footage shipped

CUTTING CHARGE:


- For cutting mounted cork to other than standard sizes (both vertical and/or horizontal), a cutting charge may apply

PACKING CHARGE:


- A packing charge will be added to orders for less than 200 sq. ft. of mounted Claridge Cork

CLARIDGE CORK: COLOR OPTIONS


COLORS ARE REPRODUCED WITH REASONABLE ACCURACY. IF MATCH IS CRITICAL, CALL OR WRITE FOR SAMPLES.




1100 TAN



1105 DESERT SAND



1107 DENIM




1109 BUFF



1110 FAWN




1111 SMOKE



1113 STEEL GRAY




1132 BLACK



1133 GREEN



1134 MIDNIGHT



1135 BRICK



1136 GRAPHITE

DESIGNER SERIES BULLETIN BOARDS

DESIGNER SERIES FABRICS ARE MADE FROM 100% RECYCLED POLYESTER. DESIGNER COLORS IN TWO DISTINCT FABRIC PATTERNS - INTERFACE (GUILFORD) FR701 (STANDARD COLORS) AND OPEN HOUSE (PREMIUM COLORS). ADDITIONAL GUILFORD COLORS AND FABRICS OPTIONAL.

DESIGNER FABRIC:



DESIGNER SERIES FABRIC

NUMBER	DESCRIPTION	MAX. LENGTH	WEIGHT SQ. FT.
3100	Fabric on cork underlay Cut to Size – Less than 200 sq. ft.	16'	1/2
	Cut to Size – 200 sq. ft. or more	16'	1/2
3102	Fabric on cork underlay on 1/4" hardboard – 1/2" O.A.	16'	1-1/2
3102EW	Fabric on cork underlay on 1/4" hardboard with edges wrapped – 1/2" O.A.	16'	1-1/2
3103	Fabric on duracore (not fire retardant)	16'	1
3103EW	Fabric on duracore (not fire retardant) with edges wrapped	16'	1
3104	Fabric on 7/16" fire retardant Duracore	12'	1
3104EW	Fabric on 7/16" fire retardant Duracore with edges wrapped	12'	1
3106	Full Rolls – Designer Fabric only	165'	1/8
	Cut to Size – Designer Fabric only	165'	1/8

Specify "P" after item # for Premium Fabrics

FEATURES:

- Designer Series fabrics are offered in laminated panel form, fabric with cork underlay, or as fabric only.
- Colorfast, soil and stain resistant
- Fabric meets ASTM-E 84 Flame Tunnel Test Class "A" Rating
- Standard Sizes: All mounted Designer Series fabric panels (except 3106) will be priced on the basis of 4' heights and 1' increments in length. 3106 is 66" wide; cut to size pieces will be billed on the basis of 5' heights and 1' increments in length. Full rolls vary in length from 165' to 180'. Billing is based on actual square footage shipped.

Note: 3100 may be shipped oversize for cutting to exact size on job.

CUTTING CHARGE:

- For cutting to non-standard sizes - both vertical and/or horizontal - (except 3106), a cutting charge may apply

PACKING CHARGE:

- A packing charge may be added to orders for less than 200 sq. ft. of Designer Fabric tackboard panels (except 3100 and 3106).

OPTIONS:


- C.O.M. fabrics approved for vertical surfaces in lieu of Designer Fabric – call for pricing

DESIGNER SERIES: COLOR OPTIONS


COLORS ARE REPRODUCED WITH REASONABLE ACCURACY. IF MATCH IS CRITICAL, CALL OR WRITE FOR SAMPLES.




1684
NOIR



1686
DARK PEARL




1689
WEDGEWOOD




1690
GRAY MIX




1691 QUARTZ



1692 WHEAT




1694
BLUE TOPAZ



1695 AMETHYST




1696 THISTLE




1697 MULBERRY


PREMIUM FABRIC: COLOR OPTIONS



1676 GREEN APPLE




1677 GERANIUM



1678 STRAW



1679 LAPIS



1680 ANGORA



1681 FOSSIL


DELIVERY INFORMATION:

Unmounted materials up to 120 lbs. & mounted panels up to 4' x 4' can Ship UPS. Freight Class 70.

FABRICORK

SEVERAL DISTINCT PATTERNS AVAILABLE – CHOOSE FROM “B”, “T”, “F”, “C” AND “S” SERIES PATTERNS AND COLORS. FABRICORK IS SUPERIOR IN STYLE AND PERFORMANCE – LONG-LASTING, EASY TO CLEAN, ALL IN A WIDE RANGE OF COLORS AND PATTERNS

FABRICORK:



FABRICORK

NUMBER	DESCRIPTION	THICKNESS	MAX. LENGTH	WEIGHT SQ. FT.
I380	Fabric on cork underlay on Duracore	1/2"	16'	1lb.
I380EW	I380 with edges wrapped	1/2"	16'	1lb.
I381FR	Fabric on flame retardant Duracore*	1/2"	12'	1lb.
I381FREW	I381 with edges wrapped	1/2"	12'	1lb.
I500 Full Rolls	Fabric on cork underlay	1/4"	100'	1/2 lb.
Under 200 sq.ft.	Fabric on cork underlay	1/4"	100'	1/2 lb.
Over 200 sq.ft.	Fabric on cork underlay	1/4"	100'	1/2 lb.
I499	Fabric only, no underlay	105'	1/8 lb.	
I550	Fabric on cork underlay on Hardboard	1/2"	16'	1-1/2 lbs.
I550EW	I550 with edges wrapped	1/2"	16'	1-1/2 lbs.

Specify “P” after item # for premium vinyls.

* Fire retardant Duracore backer board has a Class A Fire Rating per ASTM E84 as follows – Flame Spread 25, Smoke Developed 20

FEATURES:

- Fabricork has a washable, stain resistant surface
- Vinyl coated fabric retains new appearance – wears indefinitely
- Vinyl fabric meets or exceeds Federal Specifications CCC-W-408A
- Available as fabric only, fabric mounted on cork underlay, and as mounted Fabricork tackboard panels

STANDARD SIZES:

- Fabricork panels are priced on the basis of 4' height and 1' increments in length. A cutting charge may apply

PACKING CHARGE:

- A packing charge may be added to orders for less than 200 sq. ft. of mounted Fabricork panels (except I500)

OPTIONS:

- Fabric covered H-bar joints for joining two unframed panels. (12' maximum length)
- C.O.M. vinyls approved for vertical surfaces can be used

FABRICORK: COLOR OPTIONS

COLORS ARE REPRODUCED WITH REASONABLE ACCURACY. IF MATCH IS CRITICAL, CALL OR WRITE FOR SAMPLES.



PREMIUM VINYL: COLOR OPTIONS




DELIVERY INFORMATION:

Unmounted materials up to 120 lbs. & mounted panels up to 4' x 4' can Ship UPS. Freight Class 70.

HOOK-FAB

HOOK-FAB IS A HOOK-AND-LOOP COMPATIBLE NON-WOVEN 100% POLYESTER FABRIC PRODUCED BY HIGH DENSITY NEEDLING AND THERMAL BONDING. NO OTHER COMPONENTS OR MATERIALS ARE USED IN THE PROCESS OR MANUFACTURE. HOOK-FAB IS SAFE, NON TOXIC, RECYCLABLE AND ENVIRONMENTALLY FRIENDLY.

HOOK-FAB BULLETIN BOARDS:




No. 930
Hook-Fab on cork
underlay

No. 934
Hook-Fab on cork
underlay on 1/4"
hardboard

HOOK-FAB: COLOR OPTIONS


COLORS ARE REPRODUCED WITH REASONABLE ACCURACY. IF MATCH IS CRITICAL, CALL OR WRITE FOR SAMPLES.




970 LIME



971 CHILI PEPPER




972 SAND



974 DARK BLUE



975 LIGHTSOUT



973 SILVER

HOOK-FAB

NUMBER	DESCRIPTION	MAX LENGTH	WEIGHT SQ. FT.
930	Fabric on cork underlay		
	Cut to Size – Less than 200 sq. ft.	16'	1/2
	Cut to Size – 200 sq. ft. or more	16'	1/2
934	Fabric on cork underlay on hardboard	16'	1-1/2
934EW	934 with edges wrapped	16'	1-1/2
935	Fabric on fire retardant Duracore	12'	1
935EW	935 with edges wrapped	12'	1
936	Hook-Fab fabric only – 55" wide	160'	1/16

HOOKTAPE

923	Self gripping Hooktape, pre-glued, pressure sensitive back, available in 1" x 7' long rolls
-----	---

FEATURES:

- Hook-Fab can be used with hooktape as well as thumbtacks and pushpins.
- Offered in laminated panel form, fabric with cork underlay or as fabric only
- Hook-Fab is renowned for its resistance to soil and staining and will not fade
- Lightweight and pliable, yet durable enough to stand up to heavy use, Hook-Fab combines good looks with superior performance

STANDARD SIZES:

- Hook-Fab panels (except 936 which is 55" wide) are priced on the basis of 4' height and 1' increments in length. No. 930 may be shipped oversize for cutting to actual size on job

CUTTING CHARGE:

- When cutting to other than standard sizes, a cutting charge may apply

PACKING CHARGE:

- A packing charge may be added to orders for less than 200 sq. ft. of mounted Hook-Fab panels

Note: Cutting Charge and Packing Charge do not apply to No. 936. No hanging devices are included with edge-wrapped material.

DELIVERY INFORMATION:

Unmounted materials up to 120 lbs. & mounted panels up to 4' x 4' can Ship UPS. Freight Class 70.

FRAME FINISHES

FRAMES AVAILABLE IN ALUMINUM OR WOOD. ALUMINUM FRAMES IN SATIN ANODIZE OR MEDIUM OR DARK BRONZE COLOR ANODIZE , POWDER COAT IN 302P BLACK AND 314P BRONZE, IN STANDARD POWDER COAT FINISHES, THREE TEXTURED FINISHES AND FIVE NEW TRANSPARENT POWDER COAT FINISHES. WOOD FRAMES ARE AVAILABLE IN OAK, WALNUT, MAHOGANY, MAPLE, CHERRY AND EBONY FINISH. CUSTOM WOOD FINISH MATCHES AVAILABLE.

WOOD FINISHES:


COLORS ARE REPRODUCED WITH REASONABLE ACCURACY. IF MATCH IS CRITICAL, CALL OR WRITE FOR SAMPLES.



NATURAL OAK



MEDIUM OAK



DARK OAK



MAPLE NATURAL



WALNUT NATURAL




WALNUT OIL



MAHOGANY STAIN



CHERRY STAIN




EBONY

ALUMINUM FINISHES:

COLORS ARE REPRODUCED WITH REASONABLE ACCURACY. IF MATCH IS CRITICAL, CALL OR E-MAIL FOR SAMPLES.


ANODIZED FINISHES



SATIN ANODIZED




MEDIUM
BRONZE




DARK
BRONZE

HOUSE POWDER FINISHES



























302P POWDER
BLACK



314P POWDER
BRONZE

POWDER COAT FINISHES:






COLORS ARE REPRODUCED WITH REASONABLE ACCURACY. IF MATCH IS CRITICAL, CALL OR WRITE FOR SAMPLES.

 RAL1003 SIGNAL YELLOW	 RAL1013 OYSTER WHITE	 RAL1015 LIGHT IVORY	 RAL1018 ZINC YELLOW	 RAL2009 TRAFFIC ORANGE	 RAL3003 RUBY RED
 RAL3018 STRAWBERRY RED	 RAL3020 TRAFFIC RED	 RAL4001 RED LILAC	 RAL4004 CLARET VIOLET	 RAL5000 VIOLET BLUE	 RAL5002 ULTRAMARINE BLUE
 RAL5005 SIGNAL BLUE	 RAL5013 COBALT BLUE	 RAL5015 SKY BLUE	 RAL6002 LEAF GREEN	 RAL6005 MOSS GREEN	 RAL6024 TRAFFIC GREEN
 RAL7001 SILVER GREY	 RAL7015 SLATE GREY	 RAL8017 CHOCOLATE BROWN	 RAL8025 PALE BROWN	 RAL9003 SIGNAL WHITE	 RAL9005 JET BLACK

OPTIONAL TEXTURED FINISHES

 GOLDTONE VEIN	 ANTIQUE COPPER VEIN	 BONDED SILVER VEIN
---	--	---

OPTIONAL TRANSPARENT FINISHES

 CANDY RED	 CANDY PURPLE	 CANDY TEAL	 TRANSPARENT GREEN	 COPPER POWDER
--	---	---	--	--

COMMERCIAL

TERMS AND CONDITIONS OF SALE:

DISCLAIMER

The Terms & Conditions below expressly set forth Claridge Products and Equipment, Inc.'s position and are not intended to be a full, comprehensive, and complete detail of each subject. Claridge reserves the right to alter, change, modify, expand, or discontinue any of the policies set forth below. Claridge further reserves the right to alter, change, modify, or discontinue its programs, policies, or relationship with any customer who violates Claridge's stated Terms & Conditions.

SPECIFICATION CHANGES

Claridge reserves the right to institute changes to material, parts, or design as well as to discontinue models, options, and/or parts without any prior notice.

ORDERS

All orders must be submitted in writing by US Mail, Fax, or E-mail. It is the Buyer's sole responsibility to check orders and their corresponding acknowledgments for accuracy. Minimum order of \$25.

ACKNOWLEDGMENTS + LEAD TIMES

Upon credit approval, orders will be manufactured and invoiced based upon the information on the acknowledgment. It is the Buyer's responsibility to notify Claridge of any acknowledgment discrepancies. Actual shipment dates may differ from acknowledged dates due to lack of credit approval. If an order is subject to a credit hold, it will be scheduled for shipment only after it is released from credit hold.

GUARANTEED SHIPPING

Commercial Division orders for custom or made-to-order product are acknowledged within 72 hours of receipt of order, subject to credit approval. Once acknowledged, the standard lead time shipping date shown on the acknowledgment is GUARANTEED. If the order does not ship as scheduled, Claridge pays a 10% penalty for every day the order ships late.

CPR (CLARIDGE PRIORITY RESPONSE)

Claridge offers two levels of CPR: (1) **Express Shipping** – a guarantee that the order will ship within two weeks once Buyer agrees to CPR terms; and (2) **Urgent Shipping** – a guarantee that the order will ship within one week once CPR terms are accepted. If Buyer's order is shipped late, Claridge pays a 10% penalty for every day the order ships late – up to total cost of the material.

CHANGE ORDERS

Claridge reserves the right to apply additional charges to the invoice for orders revised after manufacturing has begun. All changes must be in writing.

TERMS

For credit approved customers, all merchandise will be invoiced when shipped, with standard terms of net 30 Days. The Buyer agrees that Claridge shall have the right to assess interest charges of 1.5% per month on invoices not paid and received by Claridge within terms. The Buyer further agrees that Claridge has the right to change terms, suspend shipments, or refuse orders from any delinquent account.

SECURITY

The Buyer agrees that Claridge maintains a security interest in all merchandise sold by it to the Buyer until all monies have been paid to Claridge for said merchandise.

CANCELLATION

All orders are considered firm and cannot be cancelled except by consent from Claridge. Claridge reserves the right to assess a Cancellation Fee of no more than 25%, or as negotiated, for any order cancelled by the Buyer.

FREIGHT POLICY

Every effort will be made to ship in accordance with customer requested freight carriers. Claridge is not responsible for damage in shipment when product is shipped on a third party or collect basis. In the event of visible freight damage, note damage on the freight bill and notify the carrier at once for inspection. Note that carriers require reports of damage within 15 days. Failure to report visible damage or loss is the consignee's responsibility. Concealed damage identified after 15 days from receipt should be reported directly to Claridge. Consignee is not responsible for such concealed damage.

SHIP DATES + DELAYS

If Claridge cannot ship products as scheduled due to causes beyond their reasonable control (force majeure), the ship date will be extended to compensate for the delay as determined by Claridge.

REDELIVERY OF FREIGHT

Two weeks notice is required when redelivery of merchandise will be required, or the actual cost for freight, restocking and rehandling, and storage, if applicable, will be billed to the customer.

RETURNS

Many Claridge products are made-to-order and may not be returned. Claridge reserves the right to refuse return of custom-made or specialty merchandise. All approved returns must be prepaid by the Buyer and are subject to a restocking charge of no greater than 25%. Merchandise must be returned unused, and properly packaged in original shipping carton.

WARRANTY

Claridge porcelain enamel steel markerboard and chalkboard writing surfaces are guaranteed for the Life of the Building. Other product in Price Book carries a one year guarantee against defects in materials and workmanship.

CUSTOM PRODUCTS

Modifications to standard products are available. Contact the factory – or the Claridge location nearest you for quotations.

MATERIAL DISCLAIMER

Slight color variations may occur on surface materials. Claridge cannot be held responsible for reasonable variances.

All inquiries and correspondence should be directed to:
Claridge Products and Equipment, Inc.
P. O. Box 910
Harrison, AR 72602-0910
Phone: 870-743-2200
Toll Free: 800-434-4610
Fax: 870-743-1908
E-mail: claridge@claridgeproducts.com



CLARIDGE: SOLUTIONS FOR THE NEW WORLD OF WORK



www.claridgeproducts.com

CLARIDGE PRODUCTS

Main Office and Production Facility

601 Hwy. 62-65 South • P.O. Box 910 • Harrison, AR 72602-0910

Phone: 870-743-2200 • Toll Free: 800-434-4610 • Fax: 870-743-1908

www.claridgeproducts.com

Claridge Los Angeles

Manufacturing & Distribution
1477 Davril Circle
Corona, CA 92880

Phone: 951-734-6262
Fax: 951-734-6464

Eastern Division

Sales Office & Warehouse
500 Ogden Avenue
P.O. Box 189
Mamaroneck, NY 10543

Phone: 914-381-5330
Fax: 914-381-2145

Midwest Division

Sales Office & Warehouse
713 South Vermont St.
Palatine, IL 60067

Phone: 847-991-8822
Fax: 847-991-9057

South Central Division

Sales Office & Warehouse
3248 Towerwood Drive
Farmers Branch, TX 75234

Phone: 972-247-8075
Fax: 972-484-8149

Western Division

Sales Office & Warehouse
14736 Wicks Boulevard
San Leandro, CA 94577

Phone: 510-351-8183
Fax: 510-351-8241

Northwest Division c/o PBS Supply

7013 South 216th St.
Kent, WA 98032

Phone: 253-395-5550
Fax: 253-395-5575